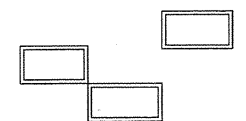
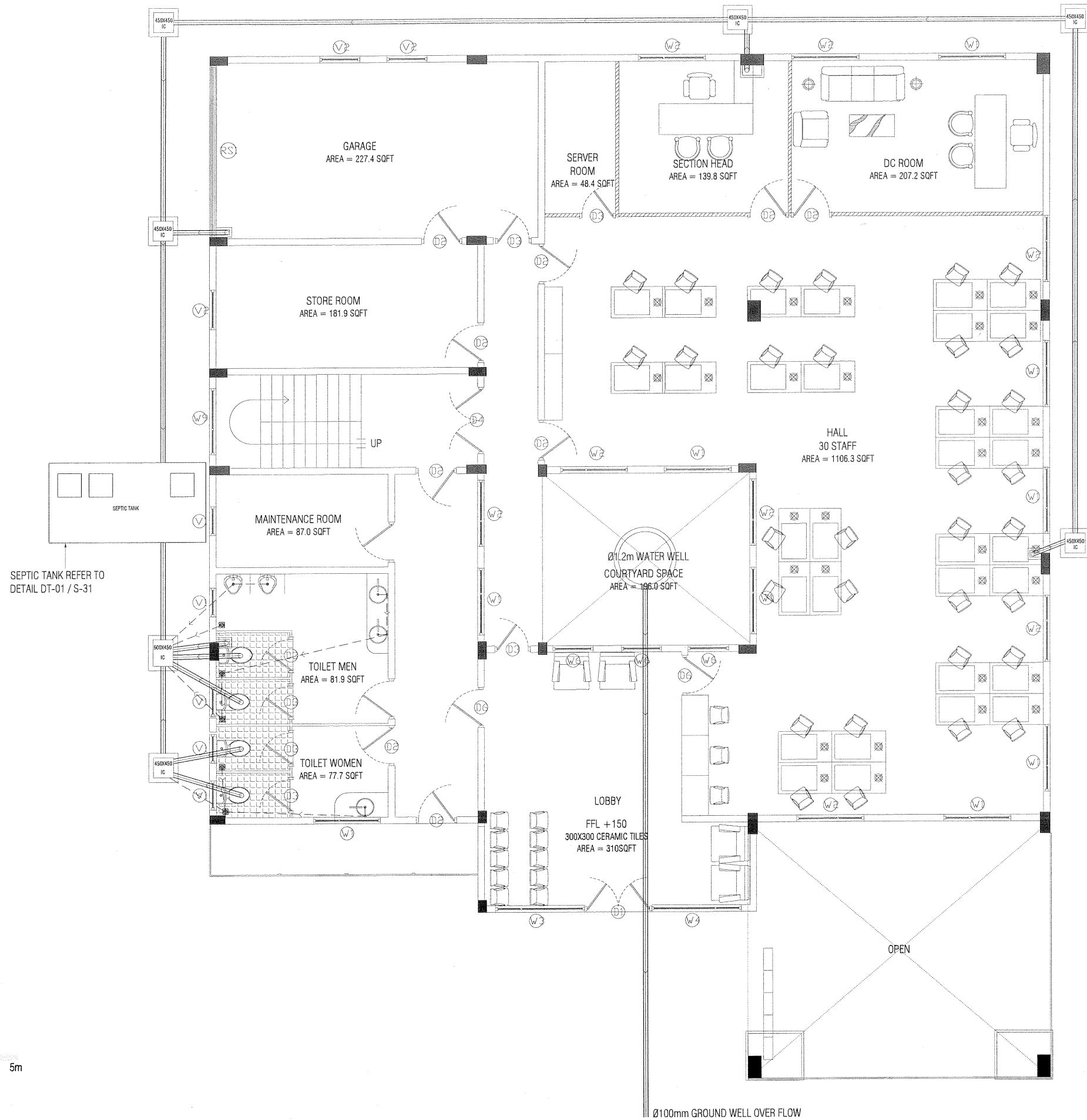
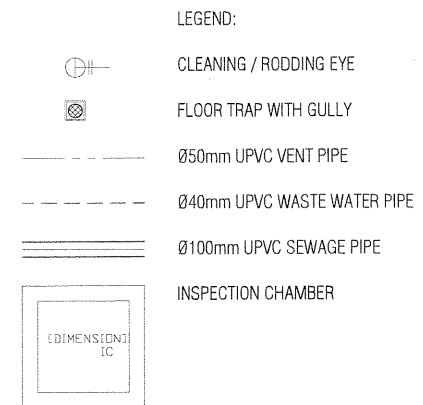


CUSTOMS BUILDING
SERVICES DRAWINGS





- GENERAL NOTE:
1. NO BRANCH CONNECTIONS SHALL BE MADE BELOW GROUND, WHERE EVER A BRACH CONNECTION IS NECESSARY AND INSPECTION CHAMBER IS TO BE INSTALLED
 2. INSPECTION CHAMBER ARE TO BE VENTED TO NEAREST INSPECTION CHAMBER (NOT SHOWN) OR VENT PIPE TO OUT SIDE SHALL BE INSTALLED
 3. ALL STORM WATER TO BE CONNECTED TO GROUND WELL WHERE POSSIBLE



GROUND FLOOR SANITARY LAYOUT
SCALE 1:100



NOVAstudio

contractors shall work from figured dimensions only.
discrepancies must be reported immediately to the architects.
contractors must check all dimensions on site.

sheet title: GROUND FLOOR SANITARY LAYOUT

DETAILED DESIGN, SERVICES DRAWINGS

scale: 1:100

revision:

A	17.08.15	D
B	01.09.15	T
C	28.05.17	T

architect:

SHIYAZ

int.designer:

checked by:

SHIYAZ

str.eng:

SAMNOON

serv.eng:

ARIF

drw by:

SHIYAZ

project title: PROPOSED FOUR STOREY BUILDING

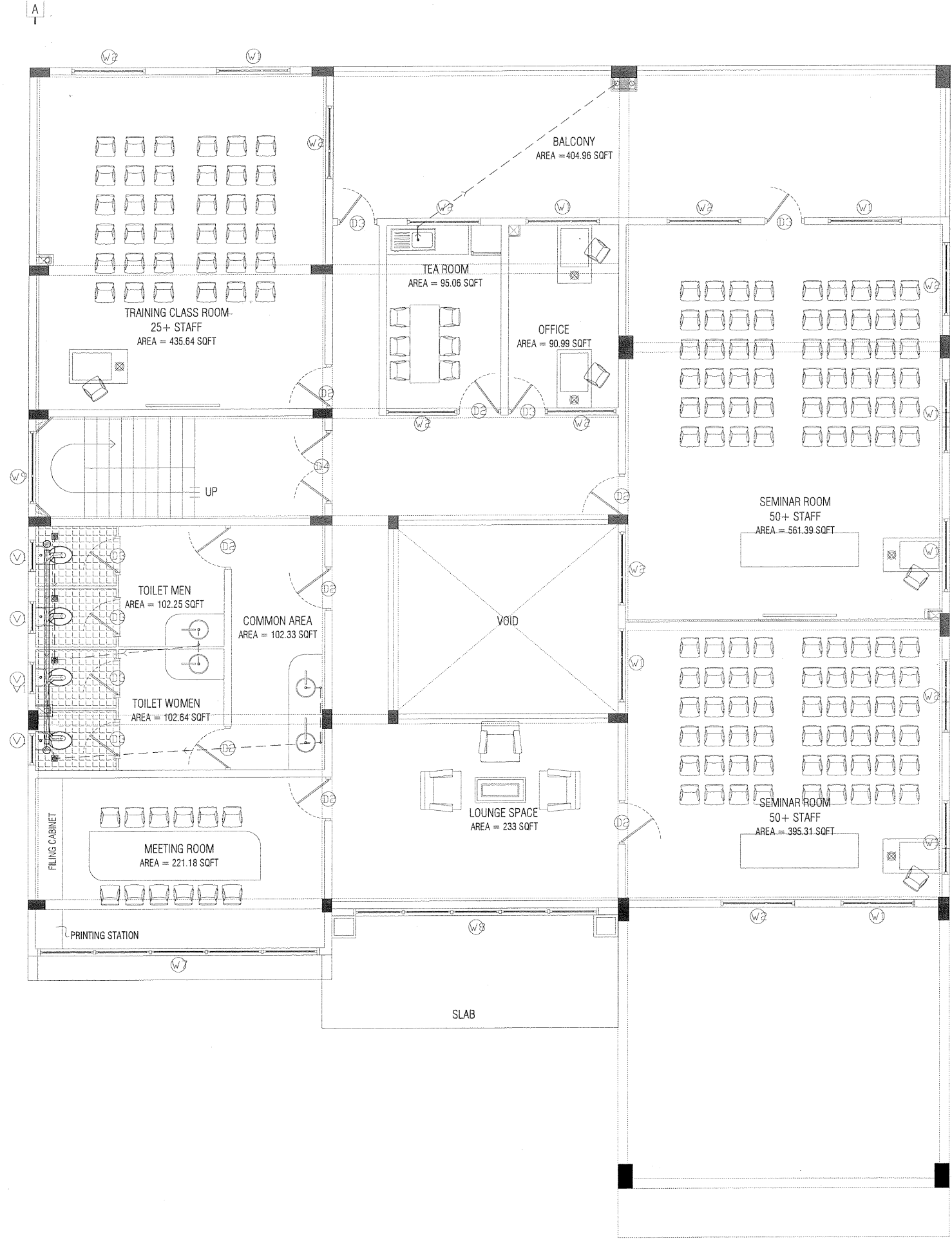
CUSTOM OFFICE AND ACCOMODATION, HDH. KULHUDHUFFUSHI

client: MALDIVES CUSTOMS SERVICE

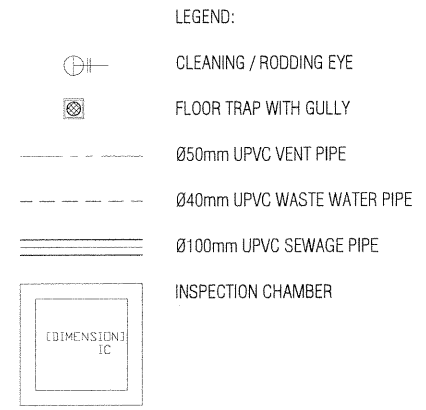
date: 15-06-2013

project no: CUS01-A01-301

sheet no: S-01-31



- GENERAL NOTE:
1. NO BRANCH CONNECTIONS SHALL BE MADE BELOW GROUND, WHERE EVER A BRACH CONNECTION IS NECESSARY AND INSPECTION CHAMBER IS TO BE INSTALLED
 2. INSPECTION CHAMBER ARE TO BE VENTED TO NEAREST INSPECTION CHAMBER (NOT SHOWN) OR VENT PIPE TO OUT SIDE SHALL BE INSTALLED
 3. ALL STORM WATER TO BE CONNECTED TO GROUND WELL WHERE POSSIBLE



FIRST FLOOR SANITARY LAYOUT
SCALE 1:100

NOVAstudio

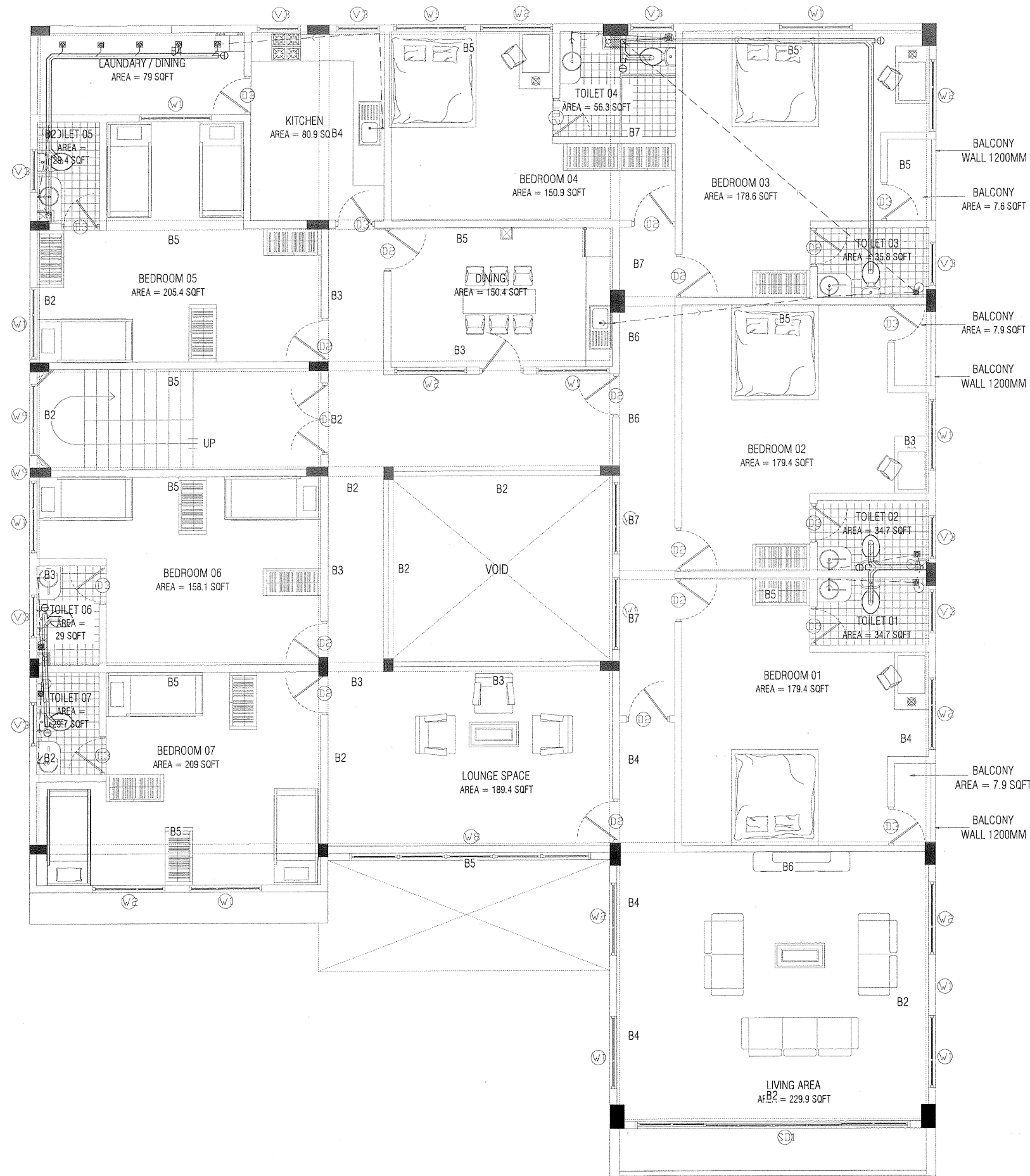
contractors shall work from figured dimensions only.
discrepancies must be reported immediately to the architects.
contractors must check all dimensions on site.

sheet title: **FIRST FLOOR SANITARY LAYOUT**
DETAILED DESIGN, SERVICES DRAWINGS
scale: 1:100

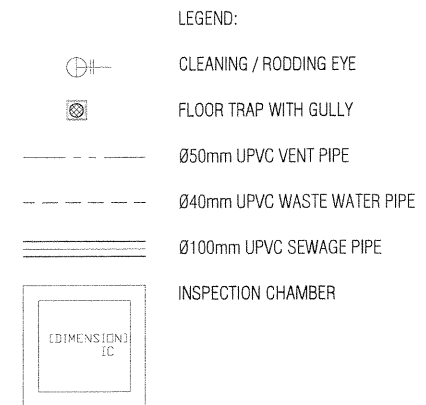
revision:	architect:	SHIYAZ	str.eng:	SAMNOON
A 17.08.15	int.designer:		serv.eng:	ARIF
B 01.09.15	checked by:	SHIYAZ	drw by:	SHIYAZ
C 28.05.17				

project title: **PROPOSED FOUR STOREY BUILDING**
CUSTOM OFFICE AND ACCOMODATION, HDH.KULHUDHUFFUSHI
client: **MALDIVES CUSTOMS SERVICE**

date: 15-06-2013
project no: CUS01-A01-301
sheet no: S-02-31



- GENERAL NOTE:
1. NO BRANCH CONNECTIONS SHALL BE MADE BELOW GROUND, WHERE EVER A BRACH CONNECTION IS NECESSARY AND INSPECTION CHAMBER IS TO BE INSTALLED
 2. INSPECTION CHAMBER ARE TO BE VENTED TO NEAREST INSPECTION CHAMBER (NOT SHOWN) OR VENT PIPE TO OUT SIDE SHALL BE INSTALLED
 3. ALL STORM WATER TO BE CONNECTED TO GROUND WELL WHERE POSSIBLE



SECOND FLOOR SANITARY LAYOUT
SCALE 1:100



NOVAstudio

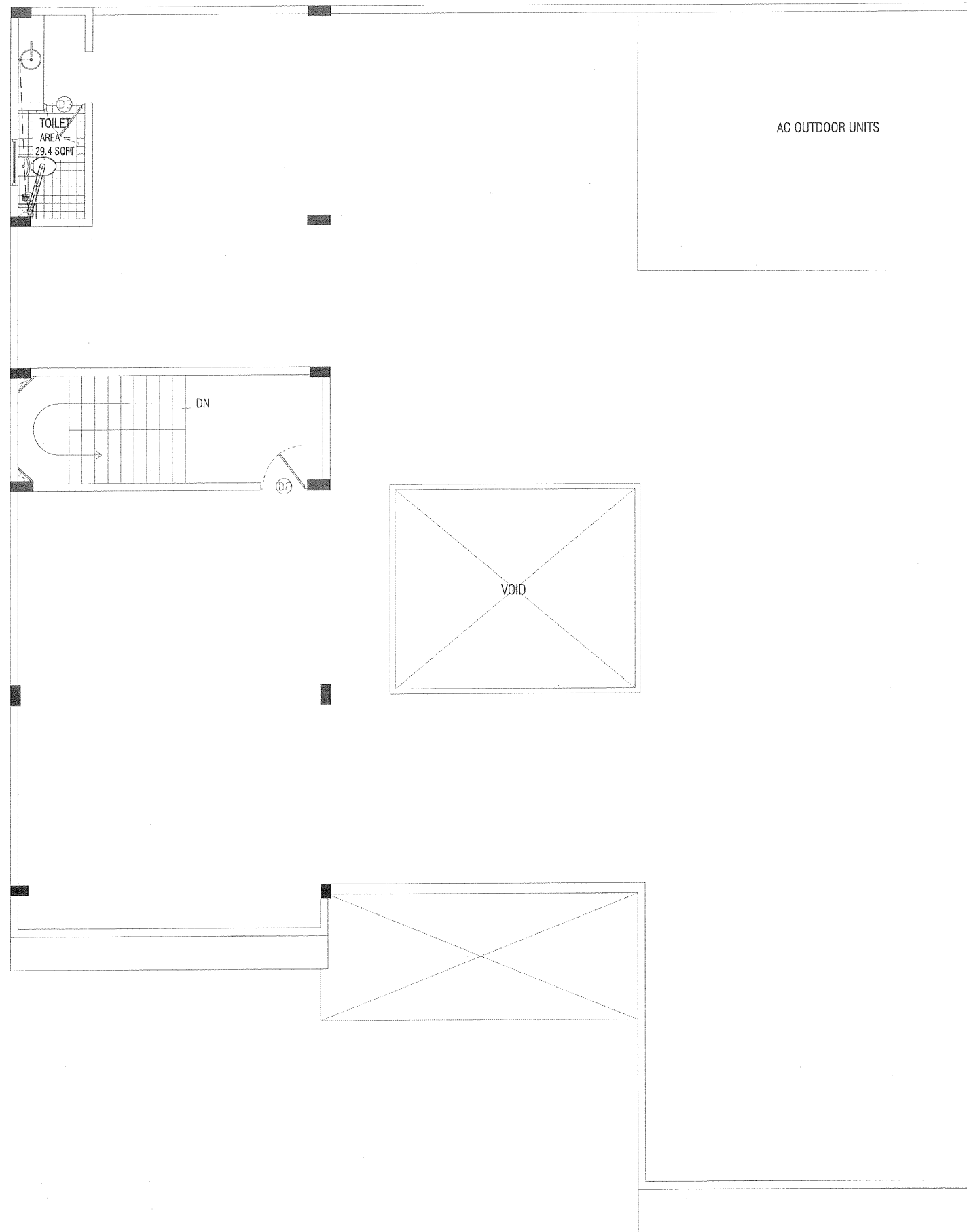
contractors shall work from figured dimensions only.
discrepancies must be reported immediately to the architects.
contractors must check all dimensions on site.

sheet title: **SECOND FLOOR SANITARY LAYOUT**
DETAILED DESIGN, SERVICES DRAWINGS
scale: 1:100

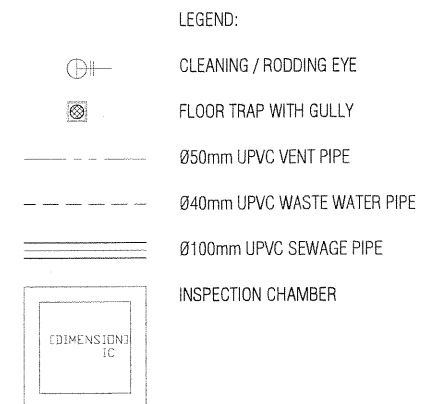
revision:	architect: SHIAZ	str.eng: SAMNOON
A 17.08.15 D	int.designer:	serv.eng: ARIF
B 01.09.15 E	checked by: SHIAZ	drw by: SHIAZ
C 28.05.17 F		

project title: **PROPOSED FOUR STOREY BUILDING**
CUSTOM OFFICE AND ACCOMODATION, HDH, KULHUDHUFFUSHI
client: MALDIVES CUSTOMS SERVICE

date: 15-06-2013
project no: CUS01-A01-301
sheet no: S-03-31



- GENERAL NOTE:
1. NO BRANCH CONNECTIONS SHALL BE MADE BELOW GROUND, WHERE EVER A BRACH CONNECTION IS NECESSARY AND INSPECTION CHAMBER IS TO BE INSTALLED
 2. INSPENCTION CHAMBER ARE TO BE VENTED TO NEAREST INSPECTION CHAMBER (NOT SHOWN) OR VENT PIPE TO OUT SIDE SHALL BE INSTALLED
 3. ALL STORM WATER TO BE CONNECTED TO GROUND WELL WHERE POSSIBLE



TERRACE FLOOR SANITARY LAYOUT
SCALE 1:100



NOVAstudio

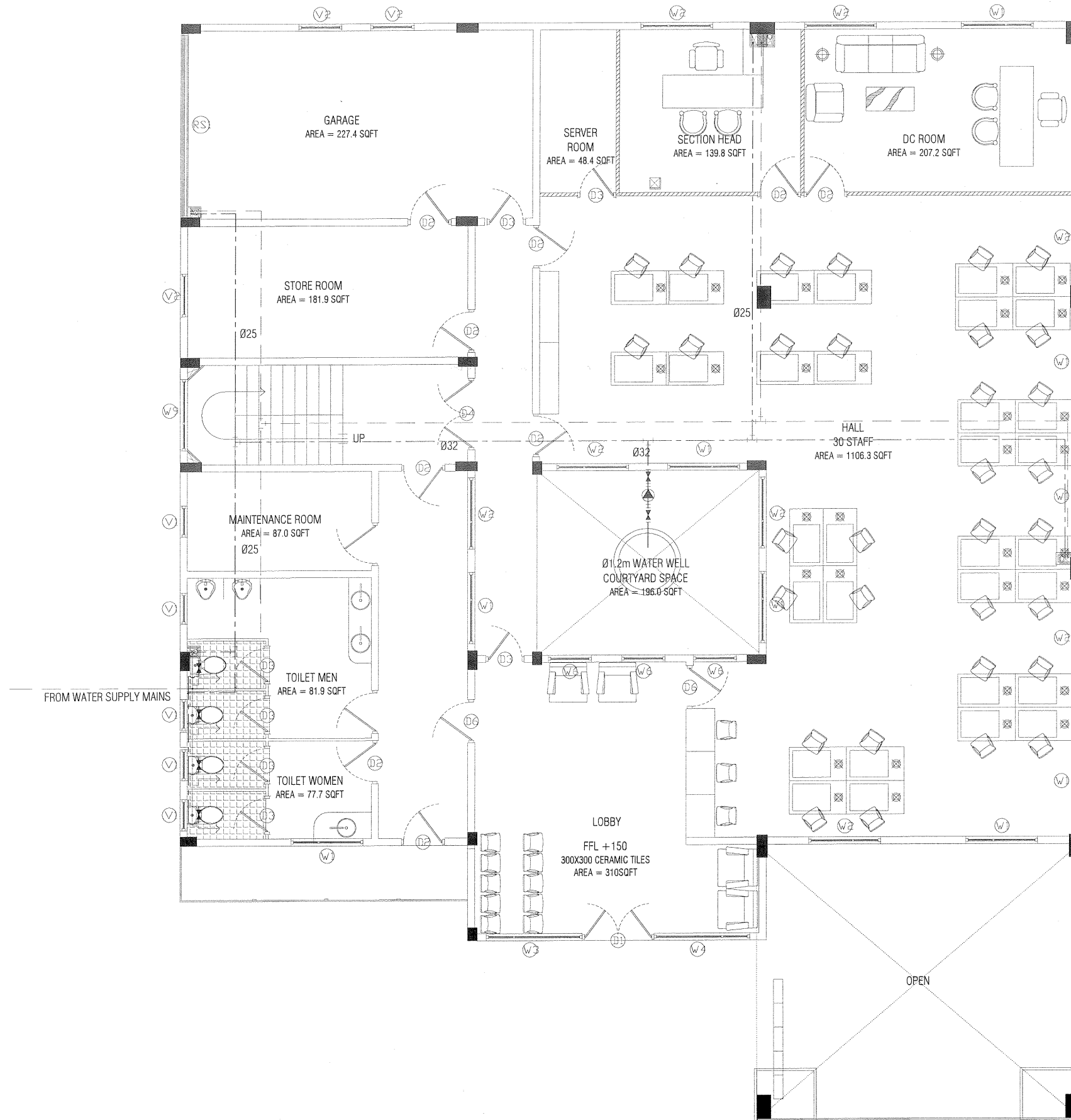
contractors shall work from figured dimensions only.
discrepancies must be reported immediately to the architects.
contractors must check all dimensions on site.

sheet title: **TERRACE FLOOR SANITARY LAYOUT**
DETAILED DESIGN, SERVICES DRAWINGS
scale: 1:100

revision:	architect: SHIYAZ	str.eng: SAMNOON
A 17.08.15 D	int.designer:	serv.eng: ARIF
B 01.09.15 E	checked by: SHIYAZ	drw by: SHIYAZ
C 28.05.17 F		

project title: **PROPOSED FOUR STOREY BUILDING**
CUSTOM OFFICE AND ACCOMODATION, HDH. KULHUDHUFFUSHI
client: **MALDIVES CUSTOMS SERVICE**

date: 15-06-2013
project no: CUS01-A01-301
sheet no: S-04-31



- GENERAL NOTE:
1. ALL CONNECTIONS TO TOILETS / SINKS ARE Ø20mm HDPE PIPES (UNLESS STATED OTHERWISE)
 2. GATE VALVE TO BE INSTALLED IN EACH TOILET / SINK FOR ISOLATION

LEGEND:

- CLEANING / RODDING EYE
- FLOOR TRAP WITH GULLY
- SHOWER
- BIDET SHOWER
- FAUCET
- GATE VALVE / BALL VALVE
- ELECTRIC PUMP
- HDPE FRESH WATER PIPE
- HDPE WELL WATER PIPE
- Ø100mm UPVC RAIN WATER DOWN PIPE
- Ø50mm UPVC VENT PIPE
- Ø40mm UPVC WASTE WATER PIPE
- Ø100mm UPVC SEWAGE PIPE
- INSPECTION CHAMBER

GROUND FLOOR WATER SUPPLY
SCALE 1:100



NOVAstudio

contractors shall work from figured dimensions only.
discrepancies must be reported immediately to the architects.
contractors must check all dimensions on site.

sheet title: GROUND FLOOR WATER SUPPLY LAYOUT

DETAILED DESIGN, SERVICES DRAWINGS

scale: 1:100

revision:

A	17.08.15	D
B	01.09.15	FE
C	28.05.17	FE

architect: SHIAZ

int.designer:

checked by: SHIAZ

str.eng: SAMNOON

serv.eng: ARIF

drw by: SHIAZ

project title: PROPOSED FOUR STOREY BUILDING

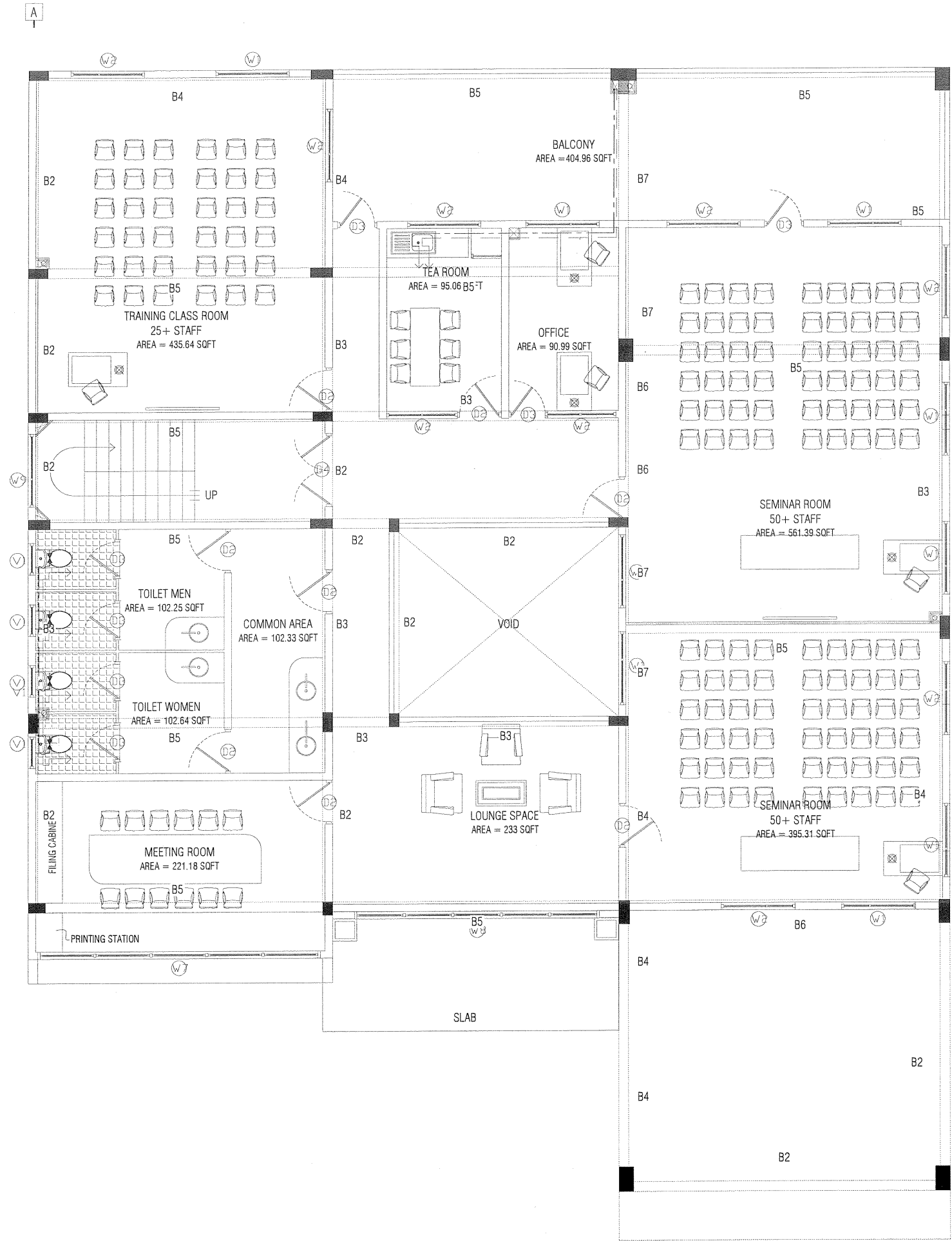
CUSTOM OFFICE AND ACCOMODATION, HDH. KULHUDHUFFUSHI

client: MALDIVES CUSTOMS SERVICE

date: 15-06-2013

project no: CUS01-A01-301

sheet no: S-05-31



GENERAL NOTE:
 1. ALL CONNECTIONS TO TOILETS / SINKS ARE Ø20mm HDPE PIPES (UNLESS STATED OTHERWISE)
 2. GATE VALVE TO BE INSTALLED IN EACH TOILET / SINK FOR ISOLATION

- LEGEND:
- CLEANING / RODDING EYE
 - FLOOR TRAP WITH GULLY
 - SHOWER
 - BIDET SHOWER
 - FAUCET
 - GATE VALVE / BALL VALVE
 - ELECTRIC PUMP
 - HDPE FRESH WATER PIPE
 - HDPE WELL WATER PIPE
 - Ø100mm UPVC RAIN WATER DOWN PIPE
 - Ø50mm UPVC VENT PIPE
 - Ø40mm UPVC WASTE WATER PIPE
 - Ø100mm UPVC SEWAGE PIPE
 - INSPECTION CHAMBER

FIRST FLOOR WATER SUPPLY
 SCALE 1:100

NOVAstudio

contractors shall work from figured dimensions only.
 discrepancies must be reported immediately to the architects.
 contractors must check all dimensions on site.

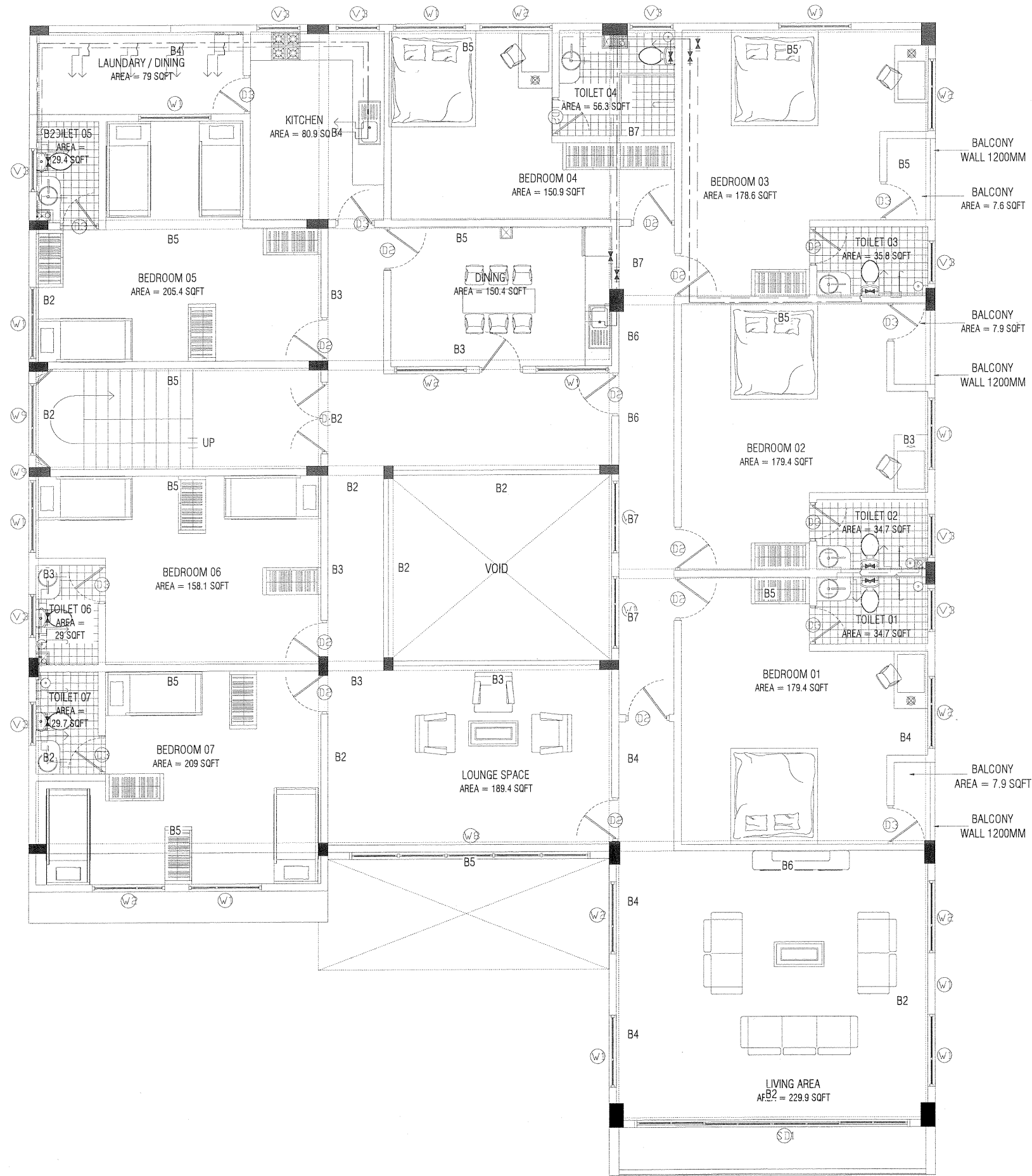
sheet title: **FIRST FLOOR WATER SUPPLY LAYOUT**
 DETAILED DESIGN, SERVICES DRAWINGS
 scale: 1:100

revision:	architect:	SHIYAZ	str.eng:	SAMNOON
A 17.08.15 D	int.designer:		serv.eng:	ARIF
B 01.09.15 E	checked by:	SHIYAZ	drw by:	SHIYAZ
C 28.05.17 F				

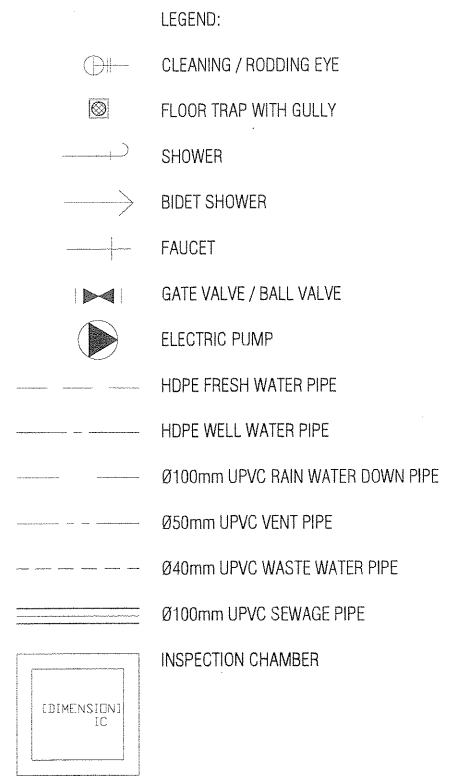
project title: **PROPOSED FOUR STOREY BUILDING**
 CUSTOM OFFICE AND ACCOMODATION, HDH. KULHUDHUFFUSHI
 client: **MALDIVES CUSTOMS SERVICE**

date: 15-06-2013
 project no: CUS01-A01-301
 sheet no: S-06-31

COPYRIGHT: THE CONCEPT AND DESIGN IN THIS DRAWING ARE THE PROPERTIES OF NOVA STUDIO. UNAUTHORIZED USE OF ANY KIND OR COPYING OF WHOLE OR PART OF THIS DRAWING, CONCEPT OR DESIGN OR USE ON PROJECTS OR SITES OTHER THAN SPECIFIED ON THIS DRAWING IS PROHIBITED AND APPLY AS TERMS AND CONDITIONS UNDER WHICH THE CLIENT IS ENTITLED TO USE THE CONCEPT OR DESIGN IN THIS DRAWING.



GENERAL NOTE:
 1. ALL CONNECTIONS TO TOILETS / SINKS ARE Ø20mm HDPE PIPES (UNLESS STATED OTHERWISE)
 2. GATE VALVE TO BE INSTALLED IN EACH TOILET / SINK FOR ISOLATION



SECOND FLOOR WATER SUPPLY
 SCALE 1:100



NOVAstudio

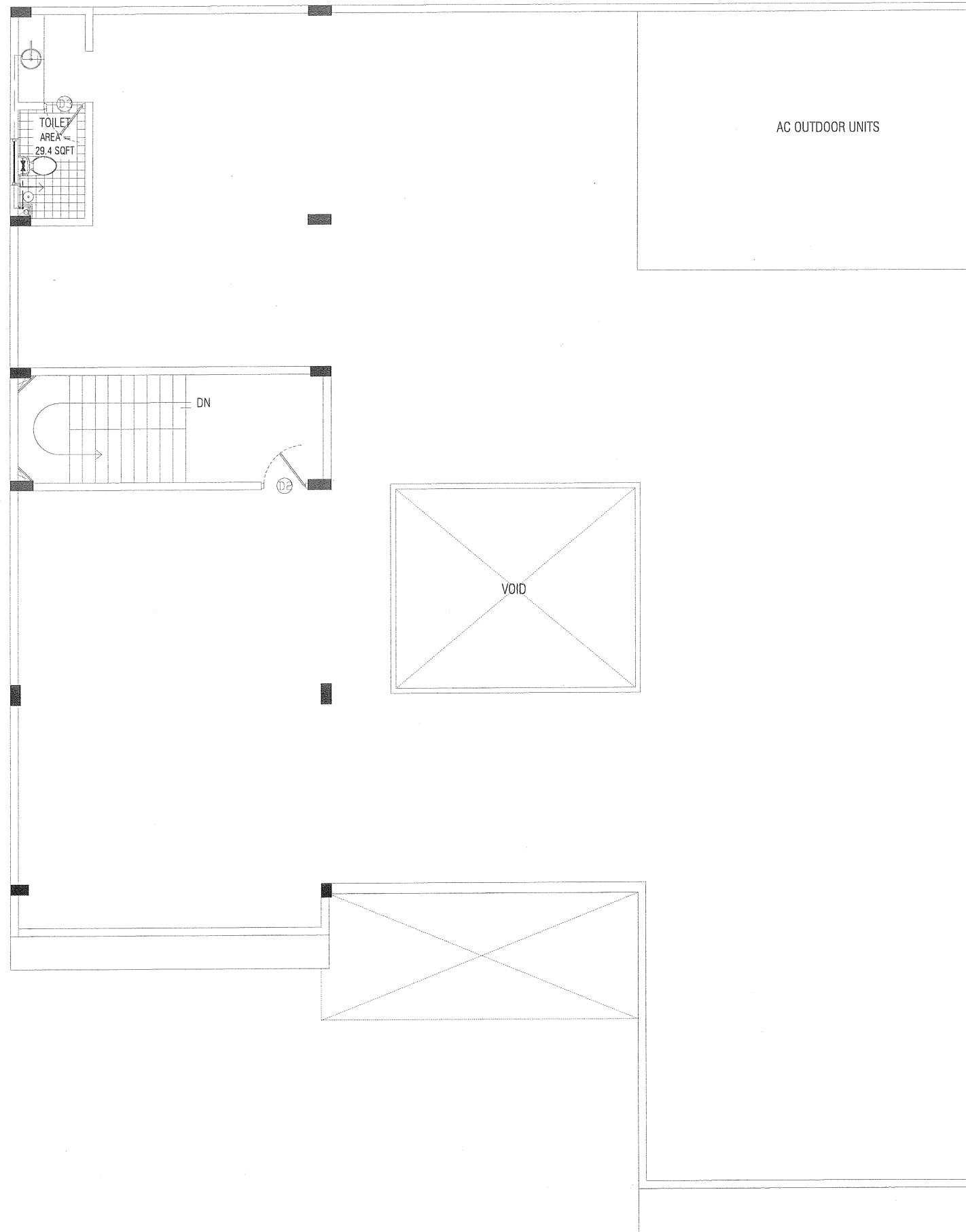
contractors shall work from figured dimensions only.
 discrepancies must be reported immediately to the architects.
 contractors must check all dimensions on site.

sheet title: **SECOND FLOOR WATER SUPPLY LAYOUT**
 DETAILED DESIGN, SERVICES DRAWINGS
 scale: 1:100

revision:	architect: SHIAZ	str.eng: SAMNOON
A 17.08.15 D	int.designer:	serv.eng: ARIF
B 01.09.15 E	checked by: SHIAZ	drw by: SHIAZ
C 28.05.17 F		















project title: **PROPOSED FOUR STOREY BUILDING**
 CUSTOM OFFICE AND ACCOMODATION, HDH. KULHUDHUFFUSHI
 client: MALDIVES CUSTOMS SERVICE

date: 15-06-2013
 project no: CUS01-A01-301
 sheet no: S-07-31



- GENERAL NOTE:
1. ALL CONNECTIONS TO TOILETS / SINKS ARE Ø20mm HDPE PIPES (UNLESS STATED OTHERWISE)
 2. GATE VALVE TO BE INSTALLED IN EACH TOILET / SINK FOR ISOLATION

LEGEND:

-  CLEANING / RODDING EYE
-  FLOOR TRAP WITH GULLY
-  SHOWER
-  BIDET SHOWER
-  FAUCET
-  GATE VALVE / BALL VALVE
-  ELECTRIC PUMP
-  HDPE FRESH WATER PIPE
-  HDPE WELL WATER PIPE
-  Ø100mm UPVC RAIN WATER DOWN PIPE
-  Ø50mm UPVC VENT PIPE
-  Ø40mm UPVC WASTE WATER PIPE
-  Ø100mm UPVC SEWAGE PIPE
-  INSPECTION CHAMBER

TERRACE FLOOR WATER SUPPLY

SCALE 1:100



NOVAstudio

contractors shall work from figured dimensions only.
discrepancies must be reported immediately to the architects.
contractors must check all dimensions on site.

sheet title: **TERRACE FLOOR WATER SUPPLY LAYOUT**

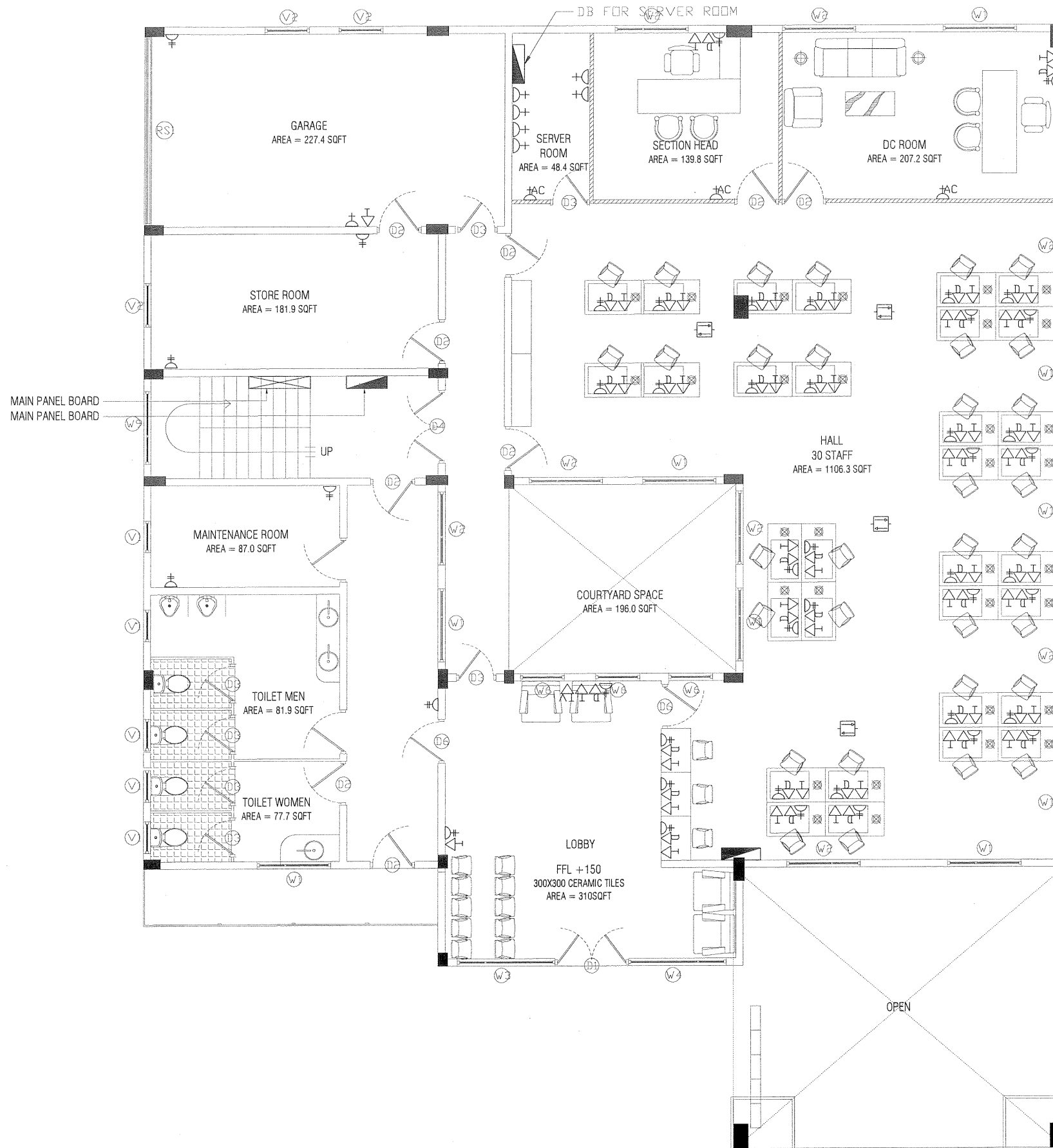
DETAILED DESIGN, SERVICES DRAWINGS

scale: 1:100

revision:	architect:	SHIYAZ	str.eng:	SAMNOON
A 17.08.15 D	int.designer:		serv.eng:	ARIF
B 01.09.15 E	checked by:	SHIYAZ	drw by:	SHIYAZ
C 28.05.17 F				

project title: **PROPOSED FOUR STOREY BUILDING**
CUSTOM OFFICE AND ACCOMODATION, HDH.KULHUDHUFFUSHI
client: **MALDIVES CUSTOMS SERVICE**

date: 15-06-2013
project no: CUS01-A01-301
sheet no: S-08-31



- LEGEND:
- ELECTRICAL DISTRIBUTION BOARD
 - FAN CONTROLLER
 - 2WAY SWITCH SINGLE GANG (UNLESS MENTIONED OTHERWISE)
 - 1WAY SWITCH SINGLE GANG
 - 13A X 1 GANG POWER SOCKET @ 300 FFL UNLESS STATED OTHERWISE
 - ISOLATOR
 - 13A X 2 GANG POWER SOCKET @ 300 FFL UNLESS STATED OTHERWISE
 - DATA SOCKET (RJ45) @ 300 FFL UNLESS STATED OTHERWISE
 - TELEPHONE SOCKET (RJ11) @ 300 FFL UNLESS STATED OTHERWISE
 - TV SOCKET (RF) @ 300 FFL UNLESS STATED OTHERWISE
 - SHAVER SOCKET @ DOOR HEIGHT
 - ISOLATOR

GROUND FLOOR ELECTRICAL LAYOUT
SCALE 1:100



NOVAstudio

contractors shall work from figured dimensions only.
discrepancies must be reported immediately to the architects.
contractors must check all dimensions on site.

sheet title: GROUND FLOOR ELECTRICAL LAYOUT

DETAILED DESIGN, SERVICES DRAWINGS

scale: 1:100

revision:

A	17.08.15	D
B	01.09.15	E
C	28.05.17	F

architect:

SHIAZ

int. designer:

SHIAZ

str. eng:

SAMNOON

serv. eng:

ARIF

drw by:

SHIAZ

project title:

PROPOSED FOUR STOREY BUILDING

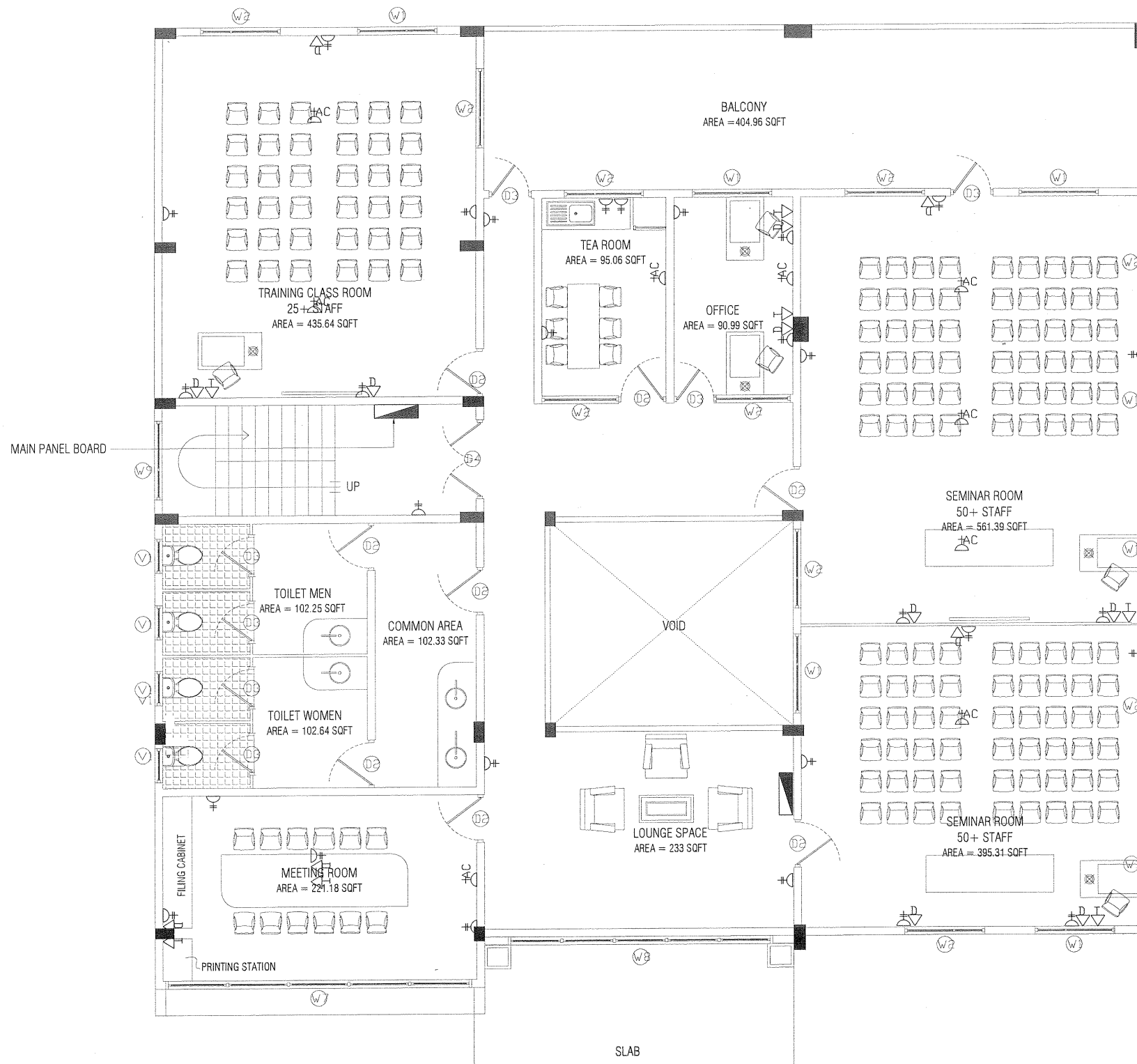
client:

CUSTOM OFFICE AND ACCOMODATION, HDH. KULHUDHUFFUSHI
MALDIVES CUSTOMS SERVICE

date: 15-06-2013

project no: CUS01-A01-301

sheet no: S-09-31



- LEGEND:
- ELECTRICAL DISTRIBUTION BOARD
 - FAN CONTROLLER
 - 2WAY SWITCH SINGLE GANG (UNLESS MENTIONED OTHERWISE)
 - 1WAY SWITCH SINGLE GANG
 - 13A X 1 GANG POWER SOCKET @ 300 FFL UNLESS STATED OTHERWISE
 - ISOLATOR
 - 13A X 2 GANG POWER SOCKET @ 300 FFL UNLESS STATED OTHERWISE
 - DATA SOCKET (RJ45) @ 300 FFL UNLESS STATED OTHERWISE
 - TELEPHONE SOCKET (RJ11) @ 300 FFL UNLESS STATED OTHERWISE
 - TV SOCKET (RF) @ 300 FFL UNLESS STATED OTHERWISE
 - SHAVER SOCKET @ DOOR HEIGHT
 - ISOLATOR

FIRST FLOOR ELECTRICAL LAYOUT
SCALE 1:100



NOVAstudio

contractors shall work from figured dimensions only.
discrepancies must be reported immediately to the architects.
contractors must check all dimensions on site.

sheet title: **FIRST FLOOR ELECTRICAL LAYOUT**

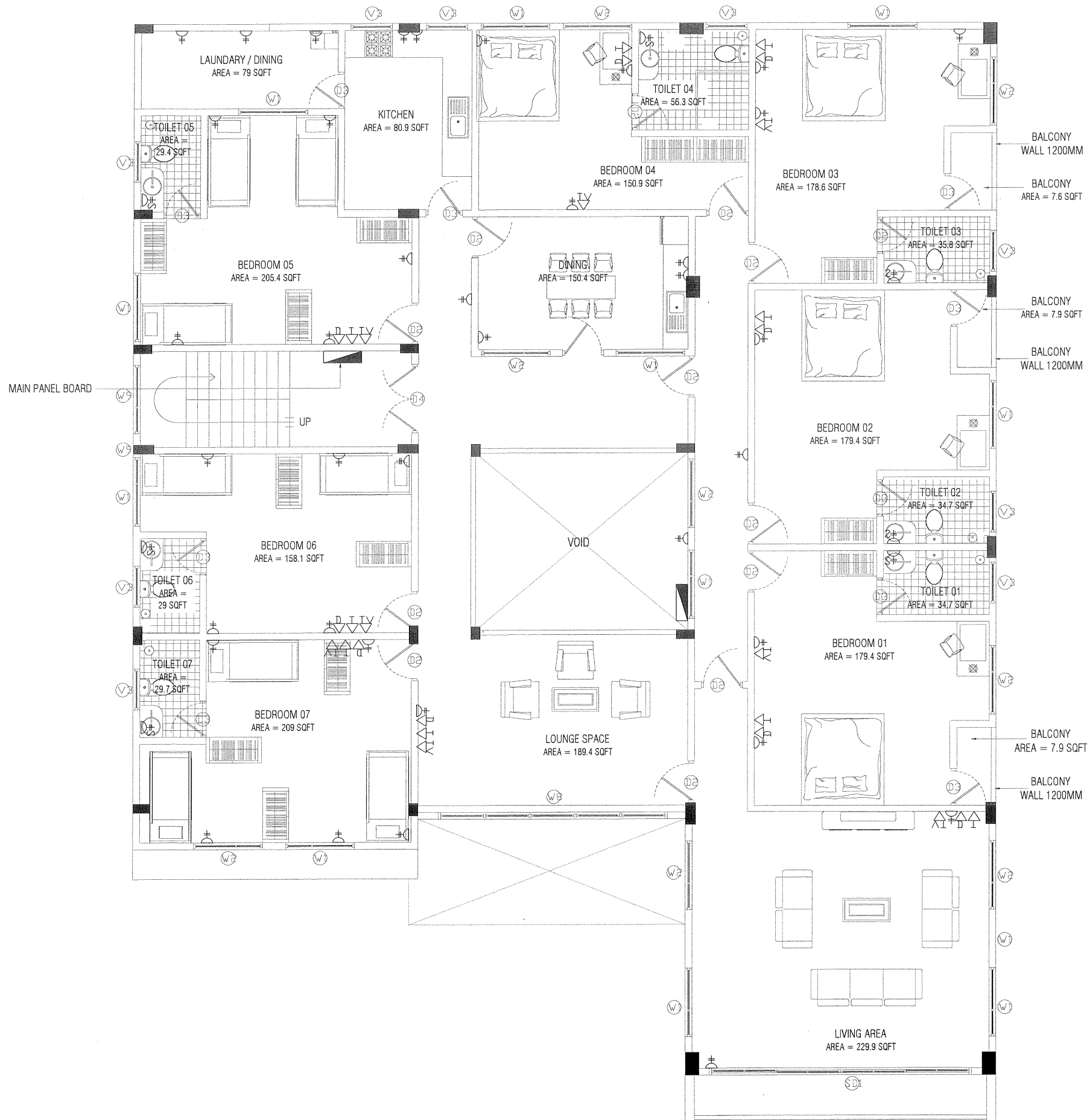
DETAILED DESIGN, SERVICES DRAWINGS

scale: 1:100

revision:	architect:	SHIYAZ	str.eng:	SAMNOON
A 17.08.15	int.designer:		serv.eng:	ARIF
B 01.09.15	checked by:	SHIYAZ	drw by:	SHIYAZ
C 28.05.17				

project title: **PROPOSED FOUR STOREY BUILDING**
CUSTOM OFFICE AND ACCOMODATION, HDH. KULHUDHUFFUSHI
client: **MALDIVES CUSTOMS SERVICE**

date: 15-06-2013
project no: CUS01-A01-301
sheet no: S-10-31



- LEGEND:
- ELECTRICAL DISTRIBUTION BOARD
 - FAN CONTROLLER
 - 2WAY SWITCH SINGLE GANG (UNLESS MENTIONED OTHERWISE)
 - 1WAY SWITCH SINGLE GANG
 - 13A X 1 GANG POWER SOCKET @ 300 FFL UNLESS STATED OTHERWISE
 - ISOLATOR
 - 13A X 2 GANG POWER SOCKET @ 300 FFL UNLESS STATED OTHERWISE
 - DATA SOCKET (RJ45) @ 300 FFL UNLESS STATED OTHERWISE
 - TELEPHONE SOCKET (RJ11) @ 300 FFL UNLESS STATED OTHERWISE
 - TV SOCKET (RF) @ 300 FFL UNLESS STATED OTHERWISE
 - SHAVER SOCKET @ DOOR HEIGHT
 - ISOLATOR

SECOND FLOOR ELECTRICAL LAYOUT

SCALE 1:100



NOVAstudio

contractors shall work from figured dimensions only.
discrepancies must be reported immediately to the architects.
contractors must check all dimensions on site.

sheet title: SECOND FLOOR ELECTRICAL LAYOUT

DETAILED DESIGN, SERVICES DRAWINGS

scale: 1:100

revision:

A	17.08.15	D
B	01.09.15	E
C	28.05.17	F

architect: SHIAZ

int.designer:

checked by: SHIAZ

str.eng: SAMNOON

serv.eng: ARIF

drw by: SHIAZ

project title: PROPOSED FOUR STOREY BUILDING

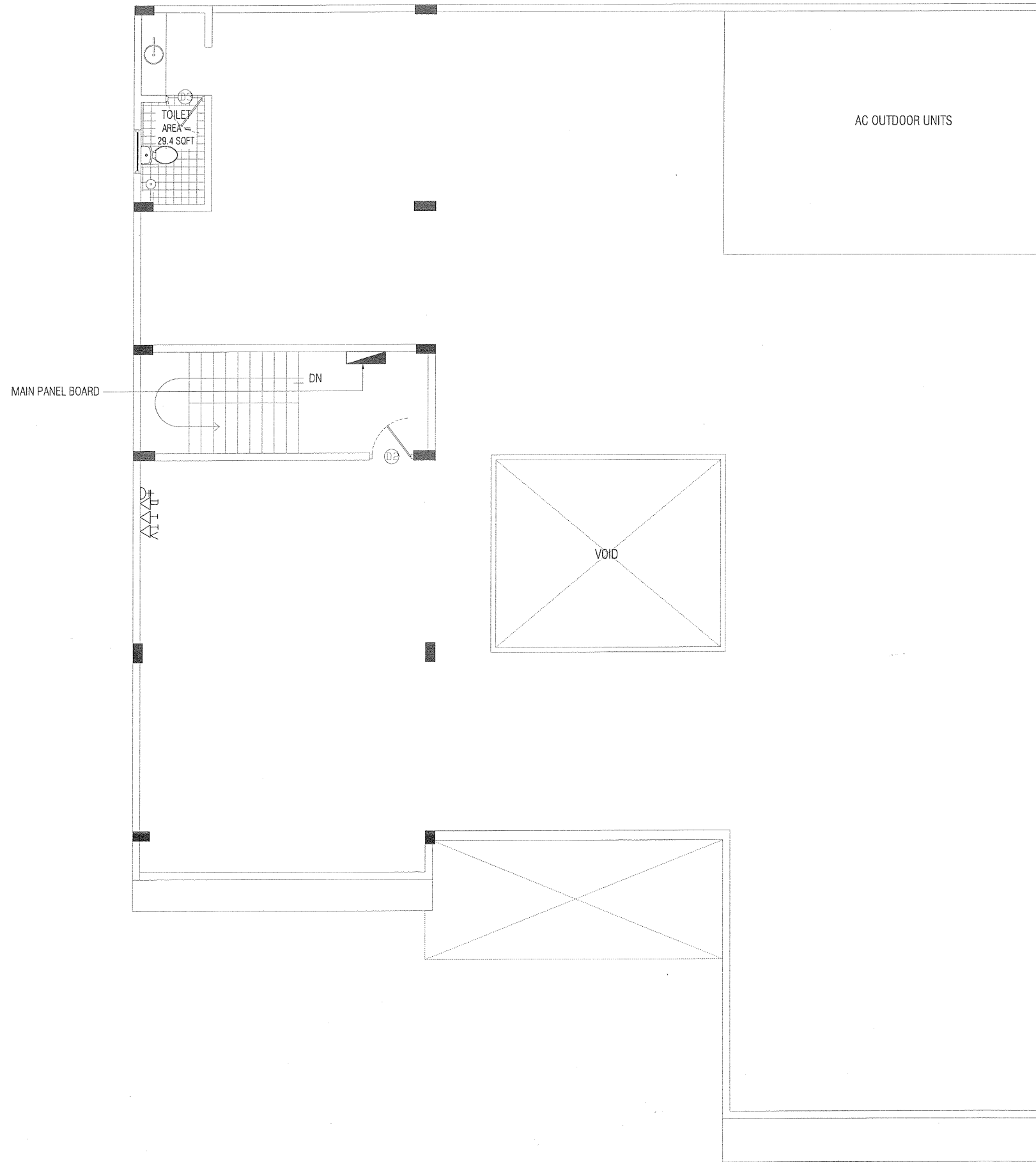
CUSTOM OFFICE AND ACCOMODATION, HDH. KULHUDHUFFUSHI
MALDIVES CUSTOMS SERVICE













client:

date: 15-06-2013


project no: CUS01-A01-301

sheet no: S-11-31



- LEGEND:
-  ELECTRICAL DISTRIBUTION BOARD
 -  FAN CONTROLLER
 -  2WAY SWITCH SINGLE GANG (UNLESS MENTIONED OTHERWISE)
 -  1WAY SWITCH SINGLE GANG
 -  13A X 1 GANG POWER SOCKET @ 300 FFL UNLESS STATED OTHERWISE
 -  ISOLATOR
 -  13A X 2 GANG POWER SOCKET @ 300 FFL UNLESS STATED OTHERWISE
 -  DATA SOCKET (RJ45) @ 300 FFL UNLESS STATED OTHERWISE
 -  TELEPHONE SOCKET (RJ11) @ 300 FFL UNLESS STATED OTHERWISE
 -  TV SOCKET (RF) @ 300 FFL UNLESS STATED OTHERWISE
 -  SHAVER SOCKET @ DOOR HEIGHT
 -  ISOLATOR

TERRACE FLOOR ELECTRICAL LAYOUT
SCALE 1:100



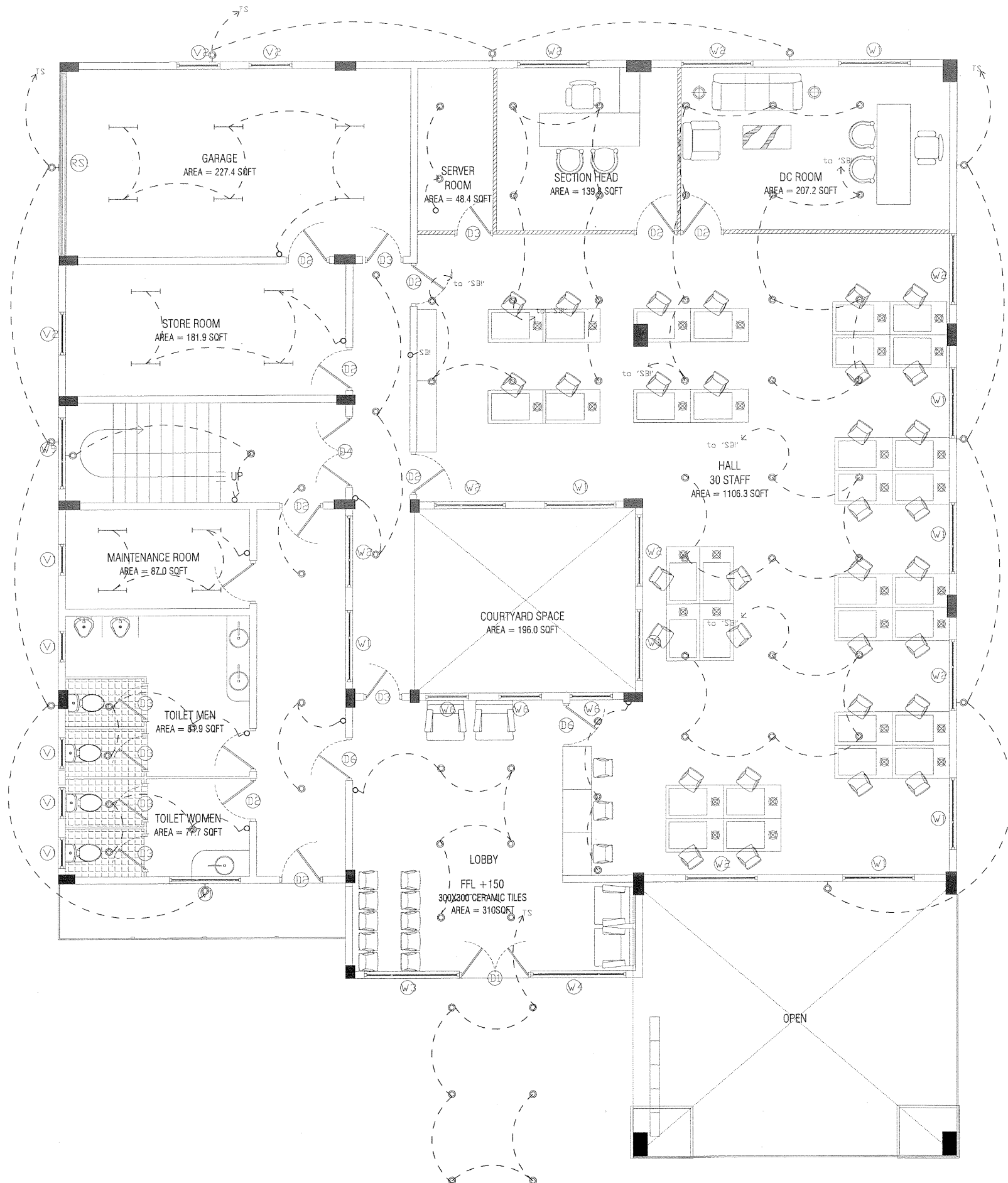
NOVAstudio

contractors shall work from figured dimensions only.
discrepancies must be reported immediately to the architects.
contractors must check all dimensions on site.

sheet title: **TERRACE FLOOR ELECTRICAL LAYOUT**
DETAILED DESIGN, SERVICES DRAWINGS
scale: 1:100

revision:	architect: SHIYAZ	str.eng: SAMNOON
A 17.08.15	int.designer:	serv.eng: ARIF
B 01.09.15	checked by: SHIYAZ	drw by: SHIYAZ
C 28.05.17		

project title: PROPOSED FOUR STOREY BUILDING	date: 15-06-2013
CUSTOM OFFICE AND ACCOMODATION, HDH. KULHUDHUFFUSHI	project no: CUS01-A01-301
client: MALDIVES CUSTOMS SERVICE	sheet no: S-12-31



- LEGEND:
- ELECTRICAL DISTRIBUTION BOARD
 - FAN CONTROLLER
 - 2WAY SWITCH SINGLE GANG (UNLESS MENTIONED OTHERWISE)
 - 1WAY SWITCH SINGLE GANG
 - 13A X 1 GANG POWER SOCKET @ 300 FFL UNLESS STATED OTHERWISE
 - 15A X 1 GANG POWER SOCKET @ CEILING LEVEL
 - 13A X 2 GANG POWER SOCKET @ 300 FFL UNLESS STATED OTHERWISE
 - DATA SOCKET (RJ45) @ 300 FFL UNLESS STATED OTHERWISE
 - TELEPHONE SOCKET (RJ11) @ 300 FFL UNLESS STATED OTHERWISE
 - TV SOCKET (RF) @ 300 FFL UNLESS STATED OTHERWISE
 - ELECTRICAL WIRING

GROUND FLOOR LIGHTING LAYOUT
SCALE 1:100



NOVAstudio

contractors shall work from figured dimensions only.
discrepancies must be reported immediately to the architects.
contractors must check all dimensions on site.

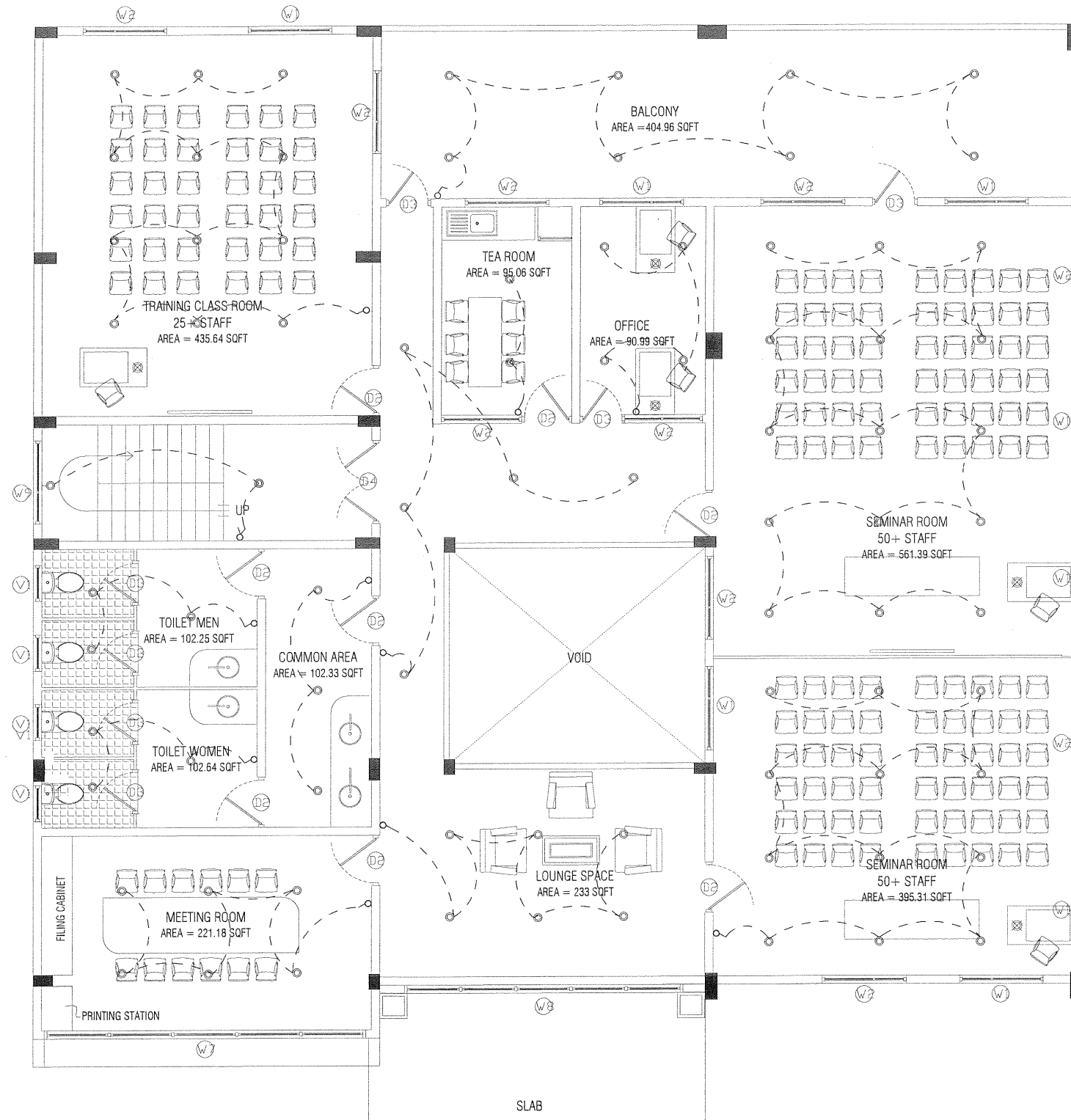
sheet title: **GROUND FLOOR LIGHTING LAYOUT**
DETAILED DESIGN, SERVICES DRAWINGS
scale: 1:100

revision:	architect:	SHIYAZ	str.eng:	SAMNOON
A 17.08.15 D	int. designer:		serv.eng:	ARIF
B 01.09.15 E	checked by:	SHIYAZ	drw by:	SHIYAZ
C 28.05.17 F				

project title: **PROPOSED FOUR STOREY BUILDING**
CUSTOM OFFICE AND ACCOMODATION, HDH. KULHUDHUFFUSHI
client: **MALDIVES CUSTOMS SERVICE**

date: 15-06-2013
project no: CUS01-A01-301
sheet no: S-13-31

COPYRIGHT: THE CONCEPT AND DESIGN IN THIS DRAWING ARE THE PROPERTIES OF NOVA STUDIO. UNAUTHORIZED USE OF ANY KIND OR COPYING OF WHOLE OR PART OF THIS DRAWING, CONCEPT OR DESIGN OR USE ON PROJECTS OR SITES OTHER THAN SPECIFIED ON THIS DRAWING IS PROHIBITED AND APPLY AS TERMS AND CONDITIONS UNDER WHICH THE CLIENT IS ENTITLED TO USE THE CONCEPT OR DESIGN IN THIS DRAWING.



- LEGEND:
- ELECTRICAL DISTRIBUTION BOARD
 - FAN CONTROLLER
 - 2WAY SWITCH SINGLE GANG (UNLESS MENTIONED OTHERWISE)
 - 1WAY SWITCH SINGLE GANG
 - 13A X 1 GANG POWER SOCKET @ 300 FFL UNLESS STATED OTHERWISE
 - 15A X 1 GANG POWER SOCKET @ CEILING LEVEL
 - 13A X 2 GANG POWER SOCKET @ 300 FFL UNLESS STATED OTHERWISE
 - DATA SOCKET (RJ45) @ 300 FFL UNLESS STATED OTHERWISE
 - TELEPHONE SOCKET (RJ11) @ 300 FFL UNLESS STATED OTHERWISE
 - TV SOCKET (RF) @ 300 FFL UNLESS STATED OTHERWISE
 - ELECTRICAL WIRING

FIRST FLOOR LIGHTING LAYOUT
SCALE 1:100



NOVAstudio

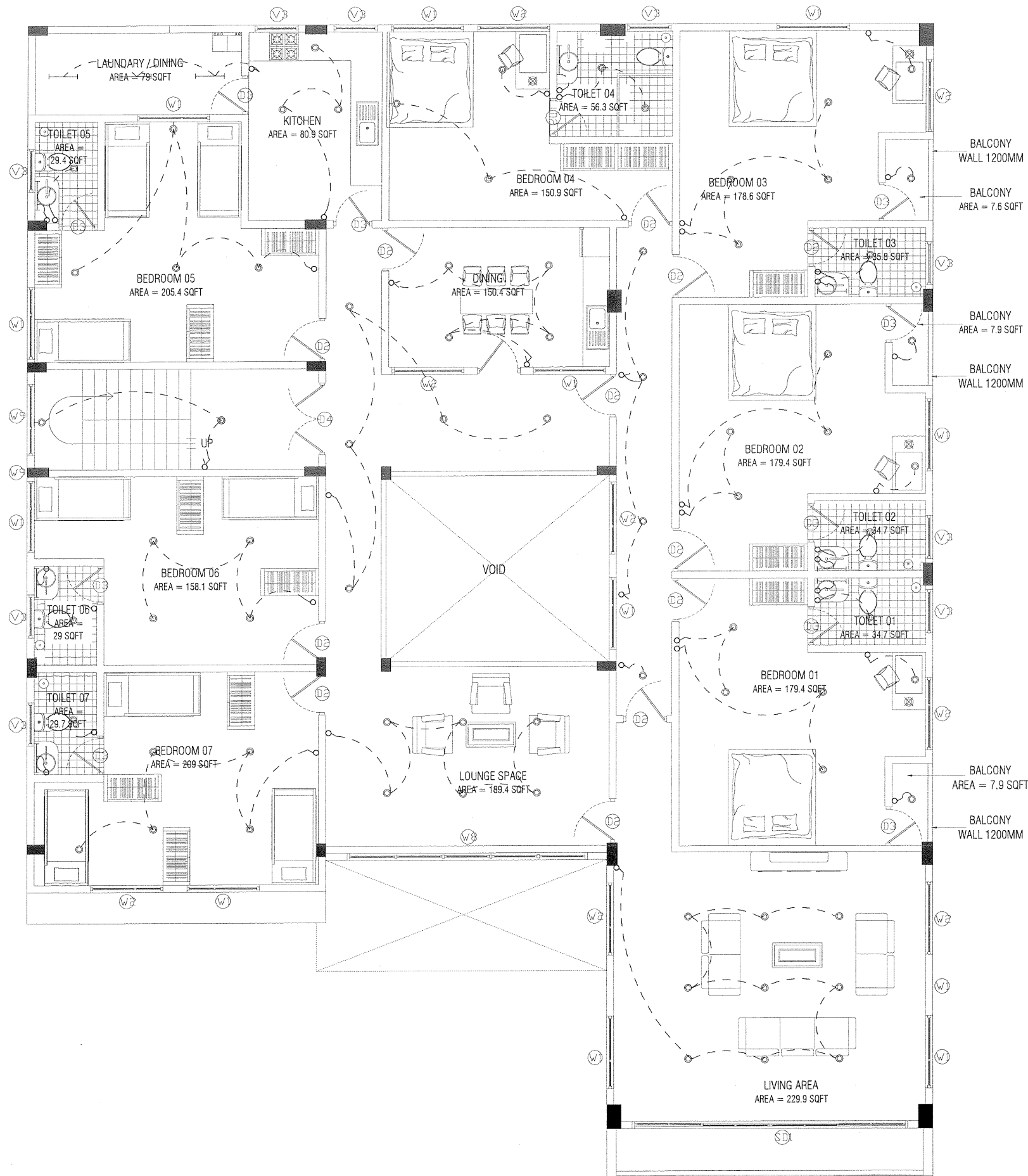
contractors shall work from figured dimensions only.
discrepancies must be reported immediately to the architects.
contractors must check all dimensions on site.

sheet title: **FIRST FLOOR LIGHTING LAYOUT**
DETAILED DESIGN, SERVICES DRAWINGS
scale: 1:100

revision:	architect:	SHIYAZ	str.eng:	SAMNOON
A 17.08.15	int.designer:		serv.eng:	ARIF
B 01.09.15	checked by:	SHIYAZ	drw by:	SHIYAZ
C 28.05.17				

project title: **PROPOSED FOUR STOREY BUILDING**
CUSTOM OFFICE AND ACCOMODATION, HDH. KULHUDHUFFUSHI
client: **MALDIVES CUSTOMS SERVICE**

date: 15-06-2013
project no: CUS01-A01-301
sheet no: S-14-31



- LEGEND:
- ELECTRICAL DISTRIBUTION BOARD
 - FAN CONTROLLER
 - 2WAY SWITCH SINGLE GANG (UNLESS MENTIONED OTHERWISE)
 - 1WAY SWITCH SINGLE GANG
 - 13A X 1 GANG POWER SOCKET @ 300 FFL UNLESS STATED OTHERWISE
 - 15A X 1 GANG POWER SOCKET @ CEILING LEVEL
 - 13A X 2 GANG POWER SOCKET @ 300 FFL UNLESS STATED OTHERWISE
 - DATA SOCKET (RJ45) @ 300 FFL UNLESS STATED OTHERWISE
 - TELEPHONE SOCKET (RJ11) @ 300 FFL UNLESS STATED OTHERWISE
 - TV SOCKET (RF) @ 300 FFL UNLESS STATED OTHERWISE
 - ELECTRICAL WIRING

SECOND FLOOR LIGHTING LAYOUT

SCALE 1:100



NOVAstudio

contractors shall work from figured dimensions only.
discrepancies must be reported immediately to the architects.
contractors must check all dimensions on site.

sheet title: SECOND FLOOR LIGHTING LAYOUT

DETAILED DESIGN, SERVICES DRAWINGS

scale: 1:100

revision:

A	17.08.15	D	
B	01.09.15	E	
C	28.05.17	F	

architect:

SHIYAZ

int. designer:

SHIYAZ

checked by:

SHIYAZ

str. eng:

SAMNOON

serv. eng:

ARIF

drw by:

SHIYAZ

project title: PROPOSED FOUR STOREY BUILDING

CUSTOM OFFICE AND ACCOMODATION, HDH. KULHUDHUFFUSHI

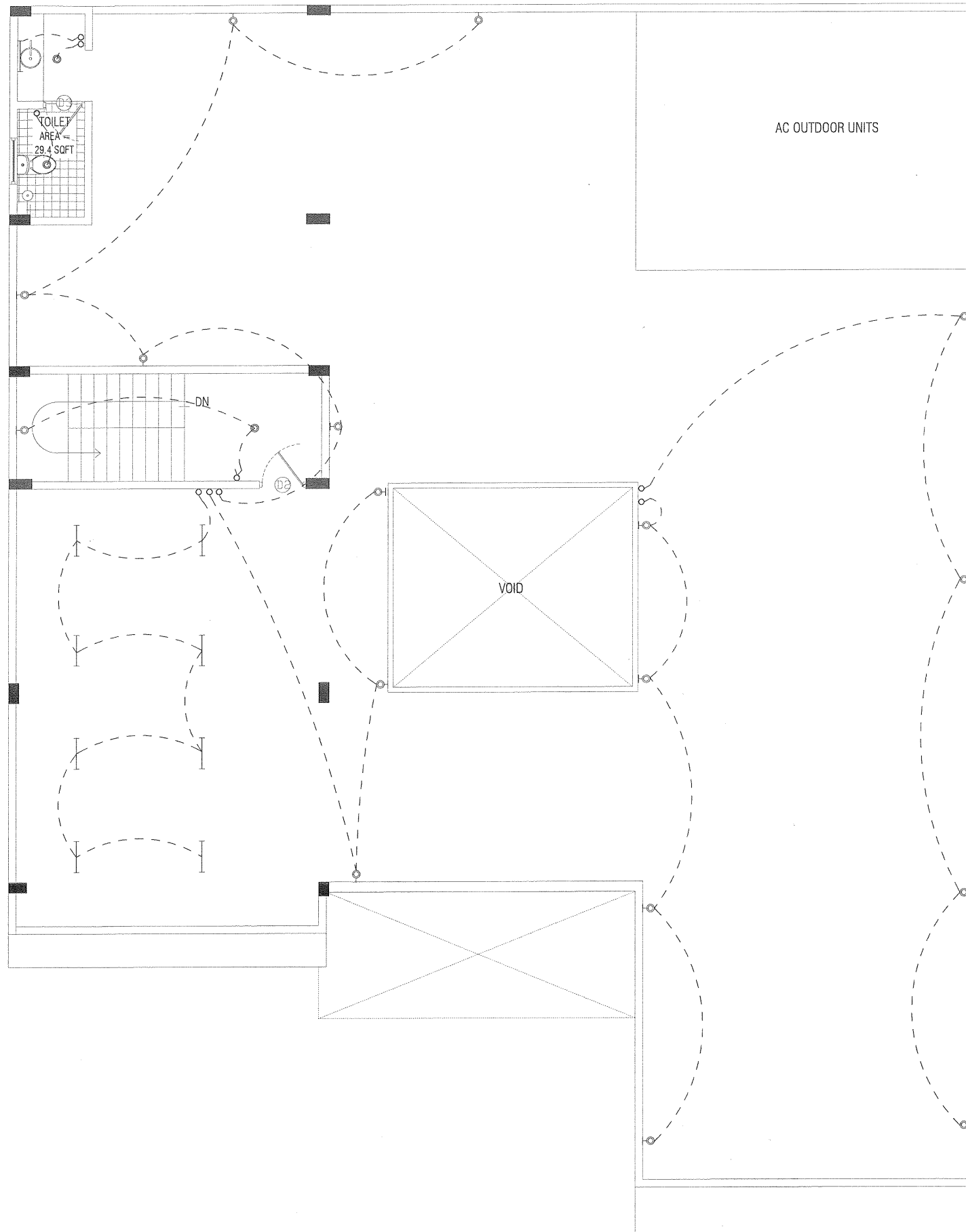
client:

MALDIVES CUSTOMS SERVICE

date: 15-06-2013

project no: CUS01-A01-301

sheet no: S-15-31



- LEGEND:
- ELECTRICAL DISTRIBUTION BOARD
 - FAN CONTROLLER
 - 2WAY SWITCH SINGLE GANG (UNLESS MENTIONED OTHERWISE)
 - 1WAY SWITCH SINGLE GANG
 - 13A X 1 GANG POWER SOCKET @ 300 FFL UNLESS STATED OTHERWISE
 - 15A X 1 GANG POWER SOCKET @ CEILING LEVEL
 - 13A X 2 GANG POWER SOCKET @ 300 FFL UNLESS STATED OTHERWISE
 - DATA SOCKET (RJ45) @ 300 FFL UNLESS STATED OTHERWISE
 - TELEPHONE SOCKET (RJ11) @ 300 FFL UNLESS STATED OTHERWISE
 - TV SOCKET (RF) @ 300 FFL UNLESS STATED OTHERWISE
 - ELECTRICAL WIRING

TERRACE FLOOR LIGHTING LAYOUT
SCALE 1:100



NOVAstudio

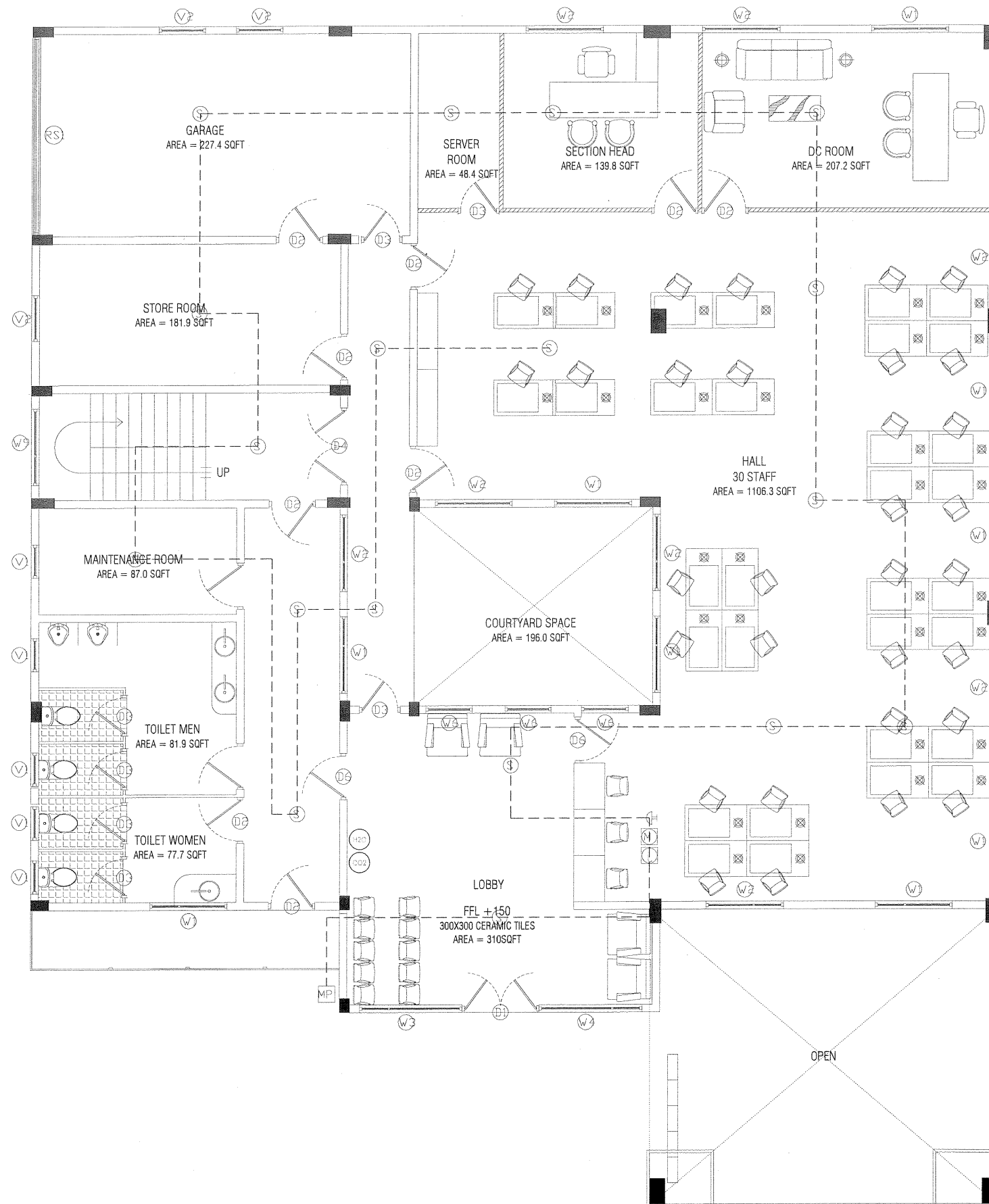
contractors shall work from figured dimensions only.
discrepancies must be reported immediately to the architects.
contractors must check all dimensions on site.

sheet title: **TERRACE FLOOR LIGHTING LAYOUT**
DETAILED DESIGN, SERVICES DRAWINGS
scale: 1:100

revision:	architect: SHIAZ	str.eng: SAMNOON
A 17.08.15 D	int.designer:	serv.eng: ARIF
B 01.09.15 E	checked by: SHIAZ	drw by: SHIAZ
C 28.05.17 F		

project title: **PROPOSED FOUR STOREY BUILDING**
CUSTOM OFFICE AND ACCOMODATION, HDH. KULHUDHUFFUSHI
client: MALDIVES CUSTOMS SERVICE

date: 15-06-2013
project no: CUS01-A01-301
sheet no: S-16-31



- LEGEND:
- (S) SMOKE DETECTOR
 - (H) HEAT DETECTOR
 - (M) MANUAL CALL POINT
 - (H) FIRE ALARM BELL
 - MP MAIN FIRE PANEL
 - FIRE RESISTANT CABLE (IN PVC CONDUIT)

GROUND FLOOR FIRE SAFETY LAYOUT
SCALE 1:100



NOVAstudio

contractors shall work from figured dimensions only.
discrepancies must be reported immediately to the architects.
contractors must check all dimensions on site.

sheet title: **GROUND FLOOR FIRE SAFETY LAYOUT**

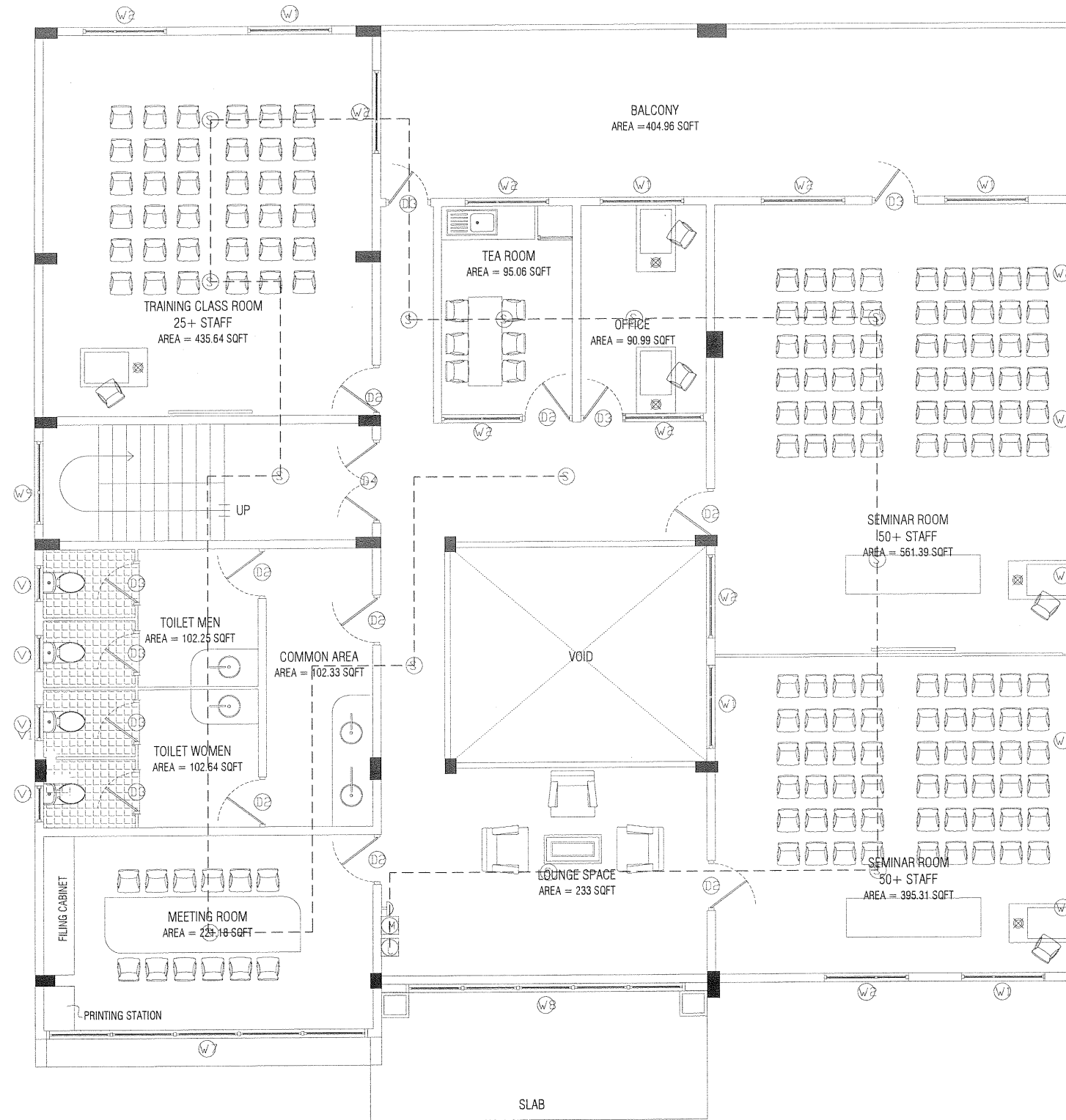
DETAILED DESIGN, SERVICES DRAWINGS

scale: 1:100

revision:	architect:	SHIYAZ	str.eng:	SAMNOON
A 17.08.15 D	int.designer:		serv.eng:	ARIF
B 01.09.15 E	checked by:	SHIYAZ	drw by:	SHIYAZ
C 28.05.17 F				

project title: **PROPOSED FOUR STOREY BUILDING**
CUSTOM OFFICE AND ACCOMODATION, HDH. KULHUDHUFFUSHI
client: **MALDIVES CUSTOMS SERVICE**

date: 15-06-2013
project no: CUS01-A01-301
sheet no: S-17-31



- LEGEND:
- (S) SMOKE DETECTOR
 - (H) HEAT DETECTOR
 - (M) MANUAL CALL POINT
 - (H) FIRE ALARM BELL
 - (MP) MAIN FIRE PANEL
 - FIRE RESISTANT CABLE (IN PVC CONDUIT)

FIRST FLOOR FIRE SAFETY LAYOUT
SCALE 1:100



NOVAstudio

contractors shall work from figured dimensions only.
discrepancies must be reported immediately to the architects.
contractors must check all dimensions on site.

sheet title: **FIRST FLOOR FIRE SAFETY LAYOUT**

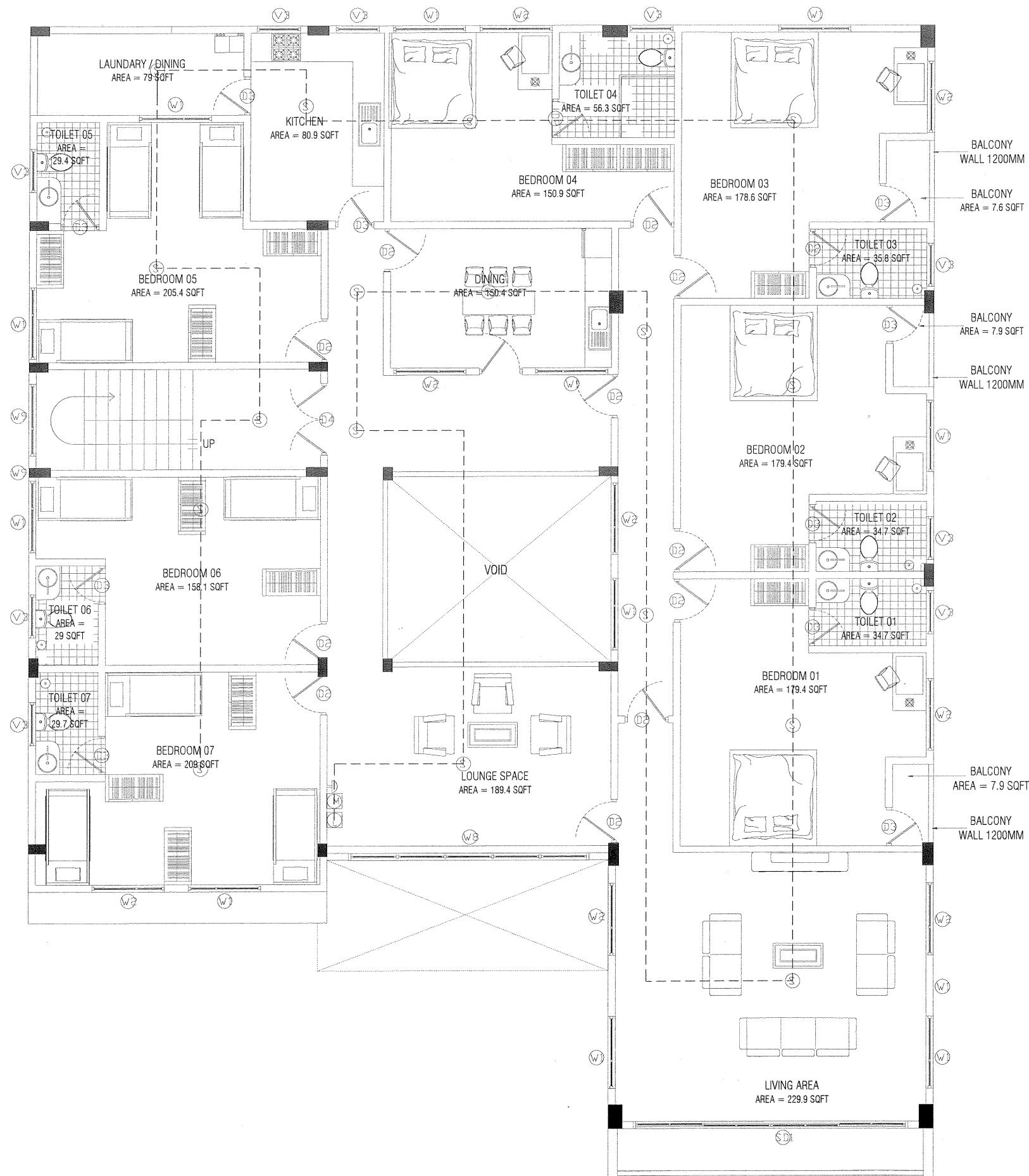
DETAILED DESIGN, SERVICES DRAWINGS

scale: 1:100

revision:	architect: SHIYAZ	str.eng: SAMNOON
A 17.08.15 D	int.designer:	serv.eng: ARIF
B 01.09.15 E	checked by: SHIYAZ	drw by: SHIYAZ
C 28.05.17 F		

project title: **PROPOSED FOUR STOREY BUILDING**
CUSTOM OFFICE AND ACCOMODATION, HDH.KULHUDHUFFUSHI
client: MALDIVES CUSTOMS SERVICE

date: 15-06-2013
project no: CUS01-A01-301
sheet no: S-18-31



- LEGEND:
- (S) SMOKE DETECTOR
 - (H) HEAT DETECTOR
 - (M) MANUAL CALL POINT
 - (H) FIRE ALARM BELL
 - (MP) MAIN FIRE PANEL
 - FIRE RESISTANT CABLE (IN PVC CONDUIT)

SECOND FLOOR FIRE SAFETY LAYOUT
SCALE 1:100



NOVAstudio

contractors shall work from figured dimensions only.
discrepancies must be reported immediately to the architects.
contractors must check all dimensions on site.

sheet title: **SECOND FLOOR FIRE SAFETY LAYOUT**

DETAILED DESIGN, SERVICES DRAWINGS

scale: 1:100

revision:

A	17.09.15	D
B	01.09.15	E
C	28.05.17	F

architect:

SHIYAZ

int. designer:

SHIYAZ

str. eng:

SAMNOON

serv. eng:

ARIF

drw by:

SHIYAZ

project title:

PROPOSED FOUR STOREY BUILDING

client:

CUSTOM OFFICE AND ACCOMODATION, HDH. KULHUDHUFFUSHI
MALDIVES CUSTOMS SERVICE

date:

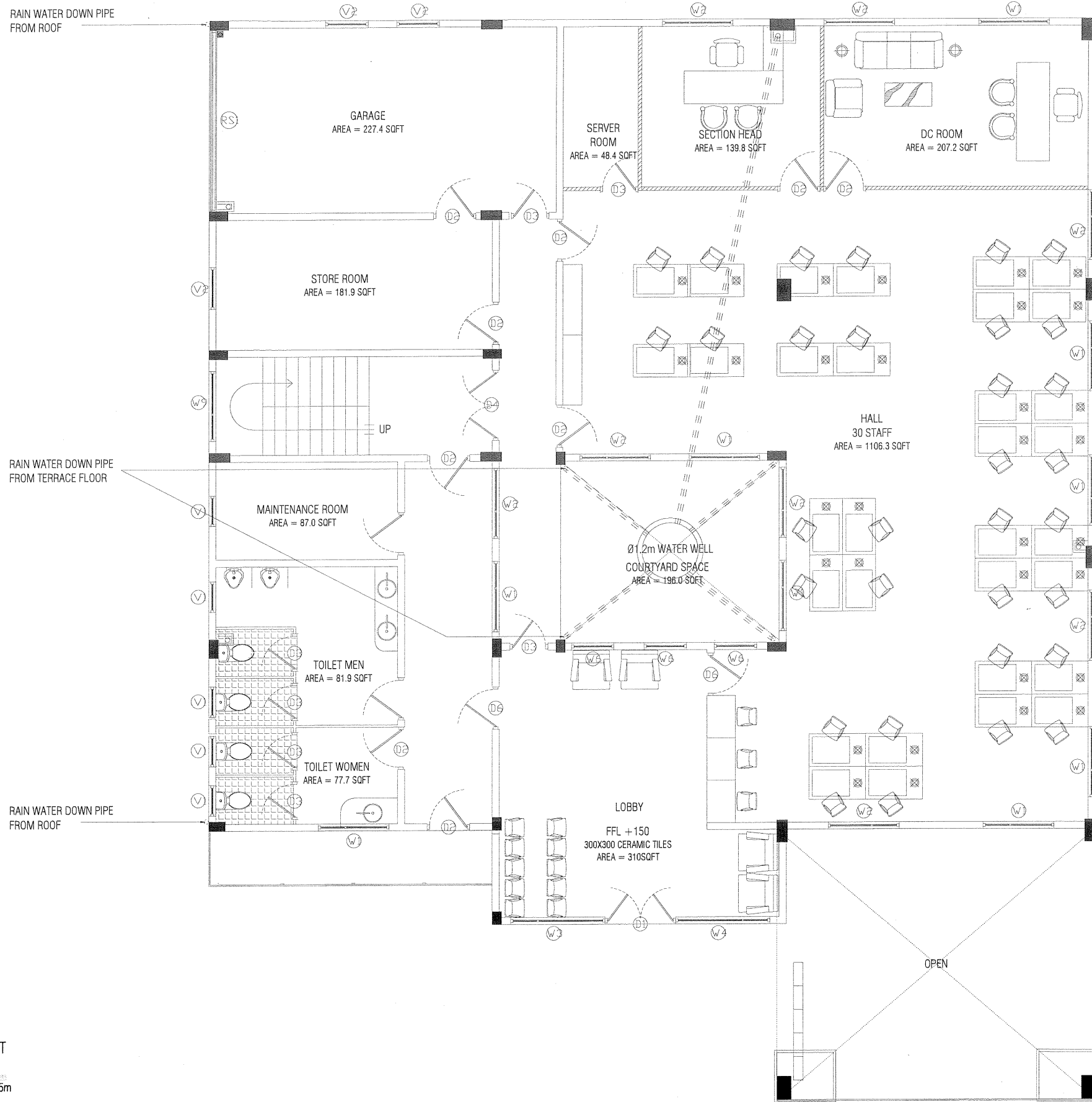
15-06-2013

project no:

CUS01-A01-301

sheet no:

S-19-31



- GENERAL NOTE:
1. ALL CONNECTIONS TO TOILETS / SINKS ARE Ø20mm HDPE PIPES (UNLESS STATED OTHERWISE)
 2. GATE VALVE TO BE INSTALLED IN EACH TOILET / SINK FOR ISOLATION

LEGEND:

- CLEANING / RODDING EYE
- FLOOR TRAP WITH GULLY
- SHOWER
- BIDET SHOWER
- FAUCET
- GATE VALVE / BALL VALVE
- ELECTRIC PUMP
- HDPE FRESH WATER PIPE
- HDPE WELL WATER PIPE
- Ø100mm UPVC RAIN WATER DOWN PIPE
- Ø50mm UPVC VENT PIPE
- Ø40mm UPVC WASTE WATER PIPE
- Ø100mm UPVC SEWAGE PIPE
- INSPECTION CHAMBER

GROUND FLOOR STORM WATER LAYOUT
SCALE 1:100



NOVAstudio

contractors shall work from figured dimensions only.
discrepancies must be reported immediately to the architects.
contractors must check all dimensions on site.

sheet title: **GROUND FLOOR STORM WATER LAYOUT**

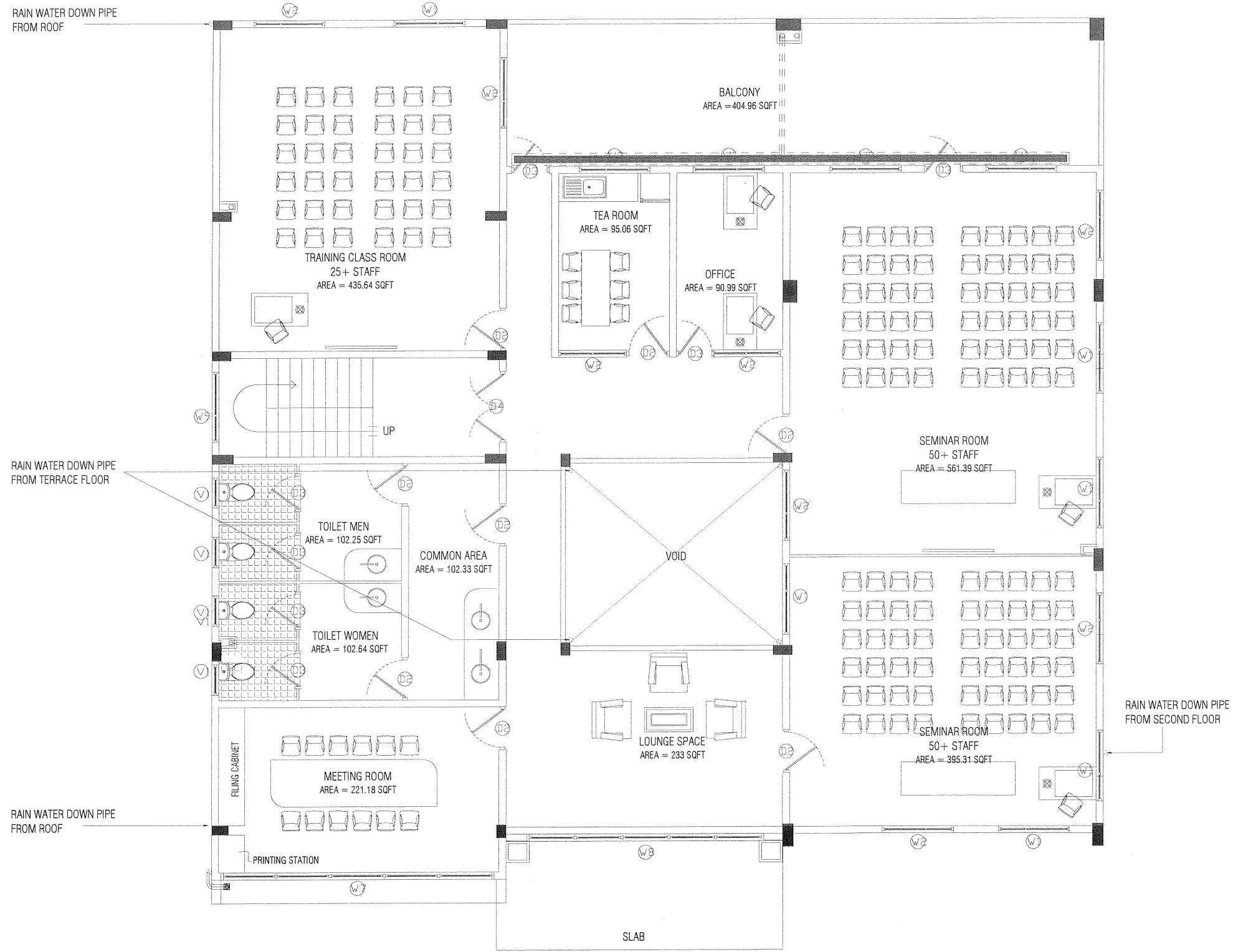
DETAILED DESIGN, SERVICES DRAWINGS

scale: 1:100

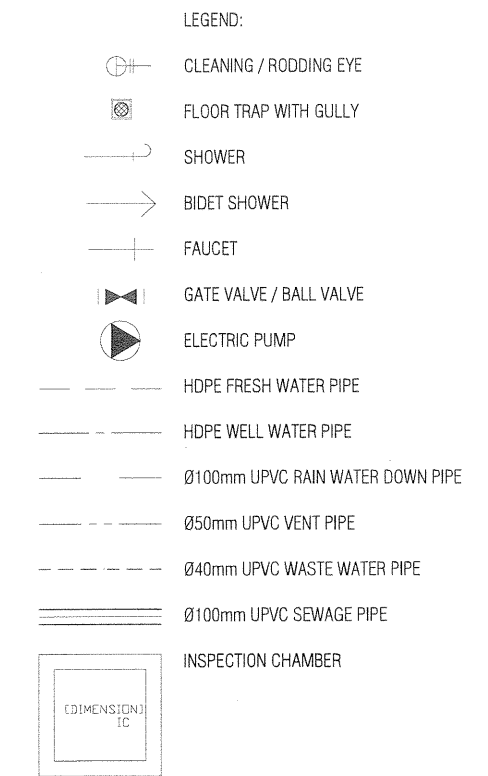
revision:	architect:	SHIYAZ	str.eng:	SAMNOON
A 17.08.15	D		serv.eng:	ARIF
B 01.09.15	E		checked by:	SHIYAZ
C 28.05.17	F		drw by:	SHIYAZ

project title: **PROPOSED FOUR STOREY BUILDING**
CUSTOM OFFICE AND ACCOMODATION, HDH. KULHUDHUFFUSHI
client: **MALDIVES CUSTOMS SERVICE**

date: 15-06-2013
project no: CUS01-A01-301
sheet no: S-20-31



GENERAL NOTE:
 1. ALL CONNECTIONS TO TOILETS / SINKS ARE Ø20mm HDPE PIPES (UNLESS STATED OTHERWISE)
 2. GATE VALVE TO BE INSTALLED IN EACH TOILET / SINK FOR ISOLATION



FIRST FLOOR STORM WATER LAYOUT
 SCALE 1:100



NOVAstudio

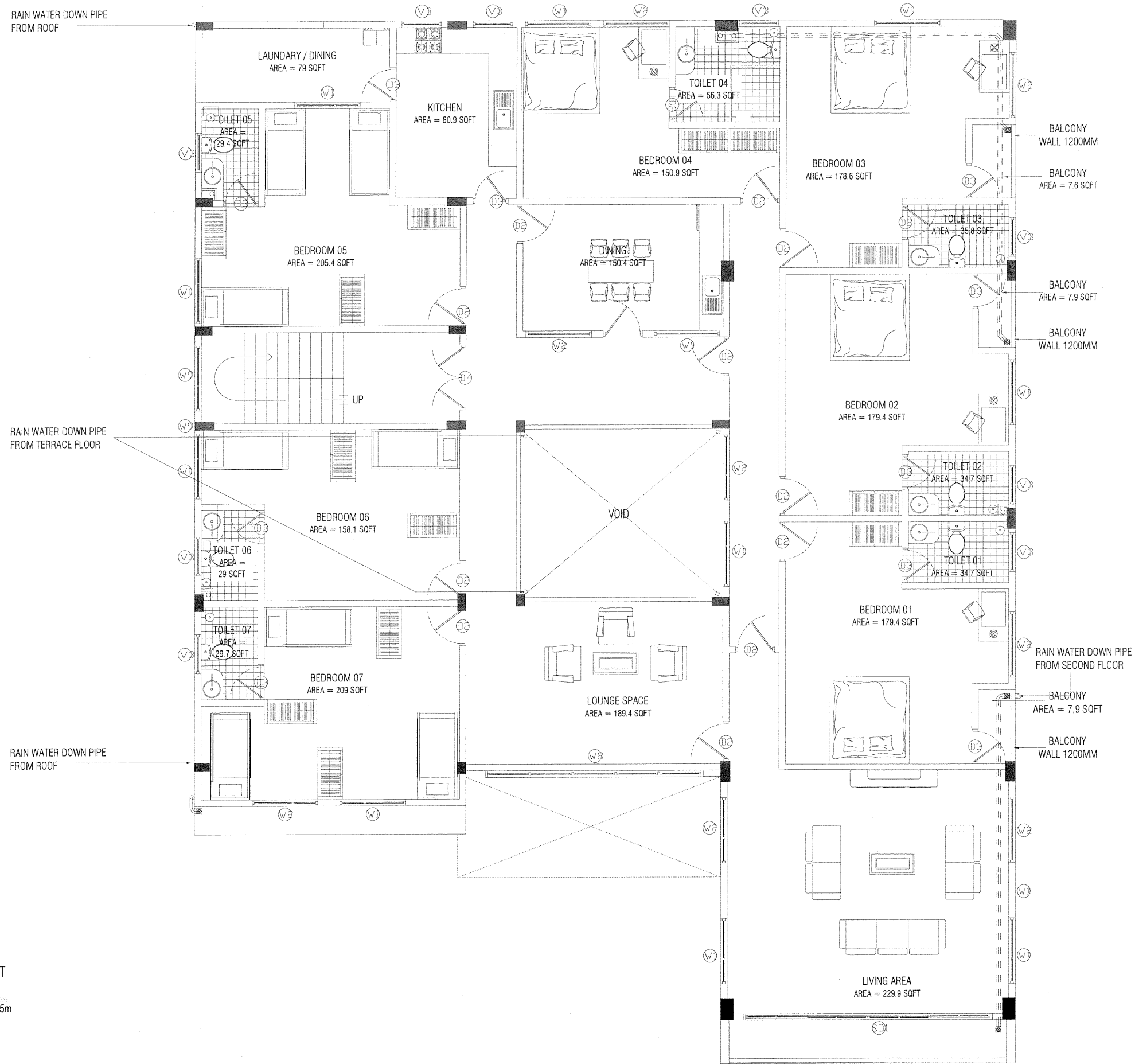
contractors shall work from figured dimensions only.
 discrepancies must be reported immediately to the architects.
 contractors must check all dimensions on site.

sheet title: **FIRST FLOOR STORM WATER LAYOUT**
 DETAILED DESIGN, SERVICES DRAWINGS
 scale: 1:100

revision:	architect: SHIYAZ	str.eng: SAMNOON
A 17.08.15 D	int.designer:	serv.eng: ARIF
B 01.09.15 E	checked by: SHIYAZ	drw by: SHIYAZ
C 28.05.17 F		

project title: **PROPOSED FOUR STOREY BUILDING**
 CUSTOM OFFICE AND ACCOMODATION, HDH. KULHUDHUFFUSHI
 client: MALDIVES CUSTOMS SERVICE

date: 15-06-2013
 project no: CUS01-A01-301
 sheet no: S-21-31



GENERAL NOTE:
 1. ALL CONNECTIONS TO TOILETS / SINKS ARE Ø20mm HDPE PIPES (UNLESS STATED OTHERWISE)
 2. GATE VALVE TO BE INSTALLED IN EACH TOILET / SINK FOR ISOLATION

LEGEND:

- CLEANING / RODDING EYE
- FLOOR TRAP WITH GULLY
- SHOWER
- BIDET SHOWER
- FAUCET
- GATE VALVE / BALL VALVE
- ELECTRIC PUMP
- HDPE FRESH WATER PIPE
- HDPE WELL WATER PIPE
- Ø100mm UPVC RAIN WATER DOWN PIPE
- Ø50mm UPVC VENT PIPE
- Ø40mm UPVC WASTE WATER PIPE
- Ø100mm UPVC SEWAGE PIPE
- INSPECTION CHAMBER

SECOND FLOOR STORM WATER LAYOUT
 SCALE 1:100



NOVAstudio

contractors shall work from figured dimensions only.
 discrepancies must be reported immediately to the architects.
 contractors must check all dimensions on site.

sheet title: **SECOND FLOOR STORM WATER LAYOUT**

DETAILED DESIGN, SERVICES DRAWINGS

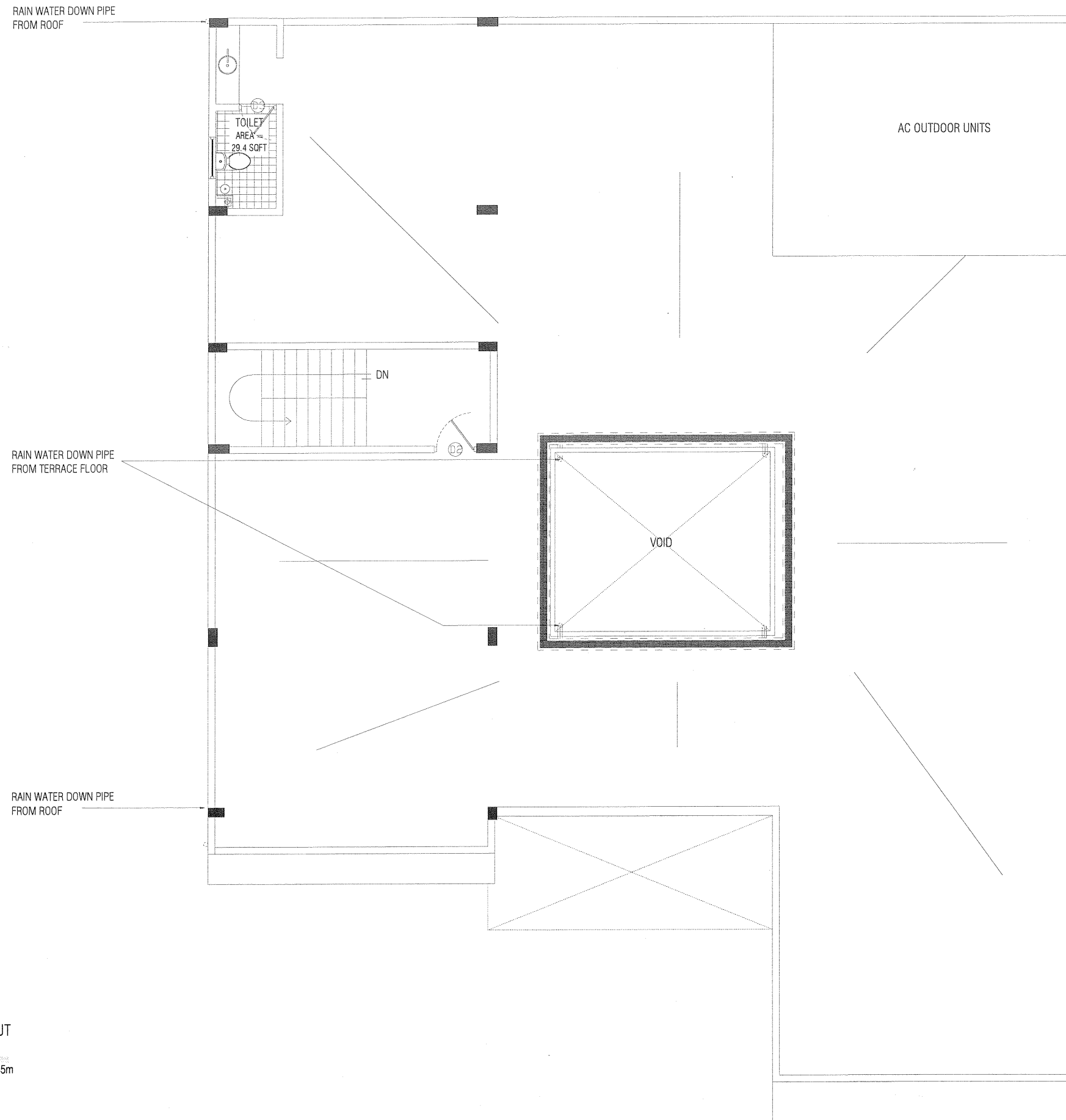
scale: 1:100

revision:	architect:	SHIYAZ	str.eng:	SAMNOON
A 17.08.15 D	int.designer:		serv.eng:	ARIF
B 01.09.15 E	checked by:	SHIYAZ	drw by:	SHIYAZ
C 28.05.17 F				

project title: **PROPOSED FOUR STOREY BUILDING**
 CUSTOM OFFICE AND ACCOMODATION, HDH. KULHUDHUFFUSHI
 client: **MALDIVES CUSTOMS SERVICE**

date: 15-06-2013
 project no: CUS01-A01-301
 sheet no: S-22-31

COPYRIGHT: THE CONCEPT AND DESIGN IN THIS DRAWING ARE THE PROPERTIES OF NOVA STUDIO. UNAUTHORIZED USE OF ANY KIND OR COPYING OF WHOLE OR PART OF THIS DRAWING, CONCEPT OR DESIGN OR USE ON PROJECTS OR SITES OTHER THAN SPECIFIED ON THIS DRAWING IS PROHIBITED AND APPLY AS TERMS AND CONDITIONS UNDER WHICH THE CLIENT IS ENTITLED TO USE THE CONCEPT OR DESIGN IN THIS DRAWING.



- GENERAL NOTE:
1. ALL CONNECTIONS TO TOILETS / SINKS ARE Ø20mm HDPE PIPES (UNLESS STATED OTHERWISE)
 2. GATE VALVE TO BE INSTALLED IN EACH TOILET / SINK FOR ISOLATION

LEGEND:

- CLEANING / RODDING EYE
- FLOOR TRAP WITH GULLY
- SHOWER
- BIDET SHOWER
- FAUCET
- GATE VALVE / BALL VALVE
- ELECTRIC PUMP
- HDPE FRESH WATER PIPE
- HDPE WELL WATER PIPE
- Ø100mm UPVC RAIN WATER DOWN PIPE
- Ø50mm UPVC VENT PIPE
- Ø40mm UPVC WASTE WATER PIPE
- Ø100mm UPVC SEWAGE PIPE
- INSPECTION CHAMBER

TERRACE FLOOR STORM WATER LAYOUT
SCALE 1:100



NOVAstudio

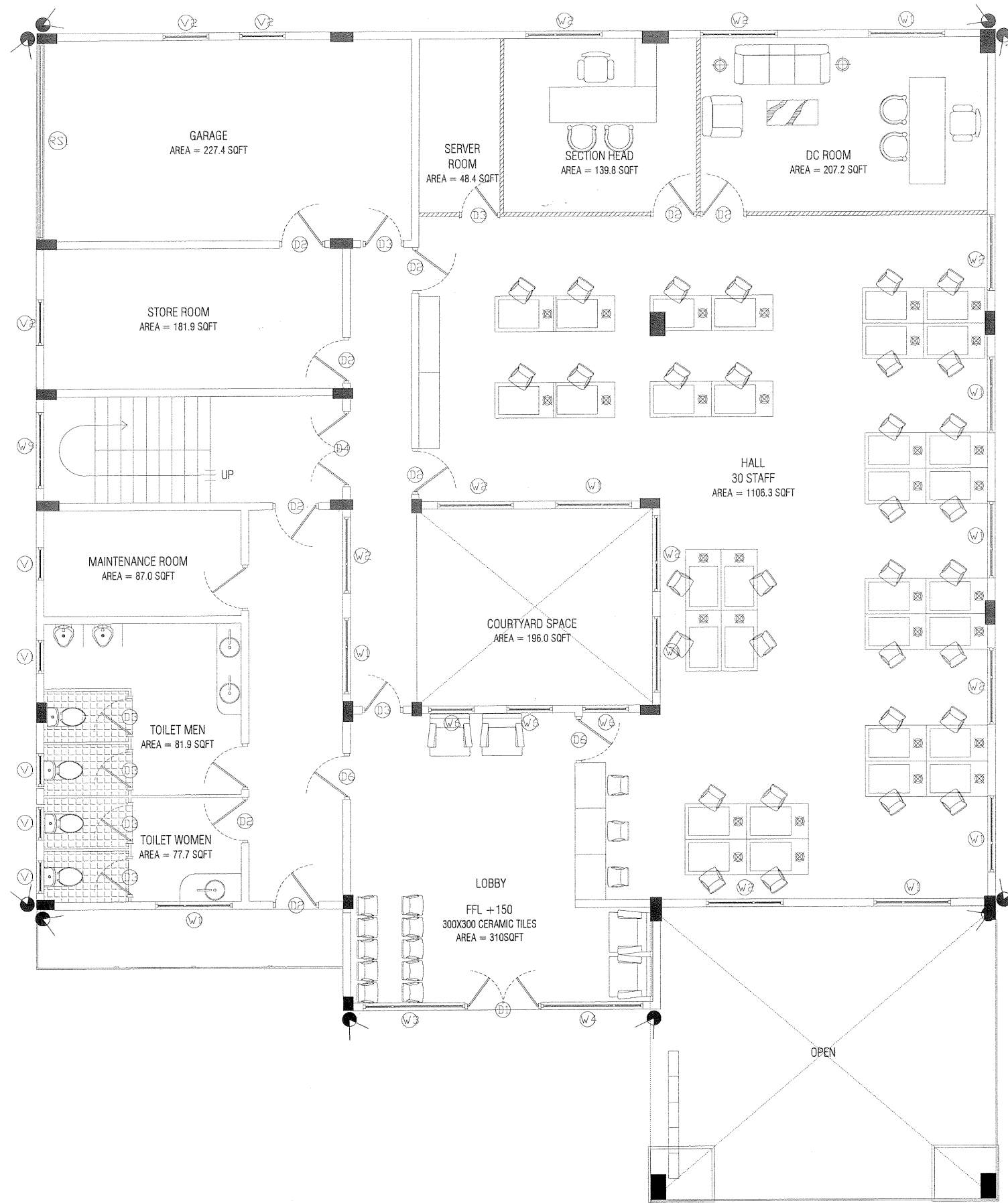
contractors shall work from figured dimensions only.
discrepancies must be reported immediately to the architects.
contractors must check all dimensions on site.

sheet title: **TERRACE FLOOR STORM WATER LAYOUT**
DETAILED DESIGN, SERVICES DRAWINGS
scale: 1:100



revision:	architect: SHIYAZ	str.eng: SAMNOON
A 17.08.15 D	int.designer:	serv.eng: ARIF
B 01.09.15 E	checked by: SHIYAZ	drw by: SHIYAZ
C 28.05.17 F		

project title: **PROPOSED FOUR STOREY BUILDING**
CUSTOM OFFICE AND ACCOMODATION, HDH.KULHUDHUFFUSHI
client: MALDIVES CUSTOMS SERVICE

date: 15-06-2013
project no: CUS01-A01-301
sheet no: S-23-31



LEGEND:

-  POE CAMERAS
-  SPRINKLER

NOTE: GUARDS ROOM REC-SERVER

GROUND FLOOR CCTV & SPRINKLER LAYOUT
SCALE 1:100



NOVAstudio

contractors shall work from figured dimensions only.
discrepancies must be reported immediately to the architects.
contractors must check all dimensions on site.

sheet title: **GROUND FLOOR CCTV & SPRINKLER LAYOUT**

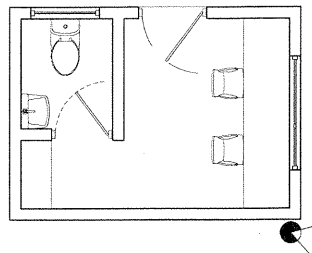

DETAILED DESIGN, ARCHITECTURAL DRAWINGS

scale: 1:100

revision:	architect:	SHIYAZ	str.eng:	SAMNOON
A 17.08.15 D	int. designer:		serv.eng:	ARIF
B 01.09.15 E	checked by:	SHIYAZ	drw by:	SHIYAZ
C 28.05.17 F				

project title: **PROPOSED FOUR STOREY BUILDING**
CUSTOM OFFICE AND ACCOMODATION, HDH. KULHUDHUFFUSHI
client: MALDIVES CUSTOMS SERVICE

date: 15-06-2013
project no: CUS01-A01-301
sheet no: S-24-31



GROUND FLOOR GUARDS ROOM CCTV & SPRINKLER LAYOUT
SCALE 1:100



LEGEND:

-  POE CAMERAS
-  SPRINKLER

NOTE: GUARDS ROOM REC-SERVER

NOVAstudio

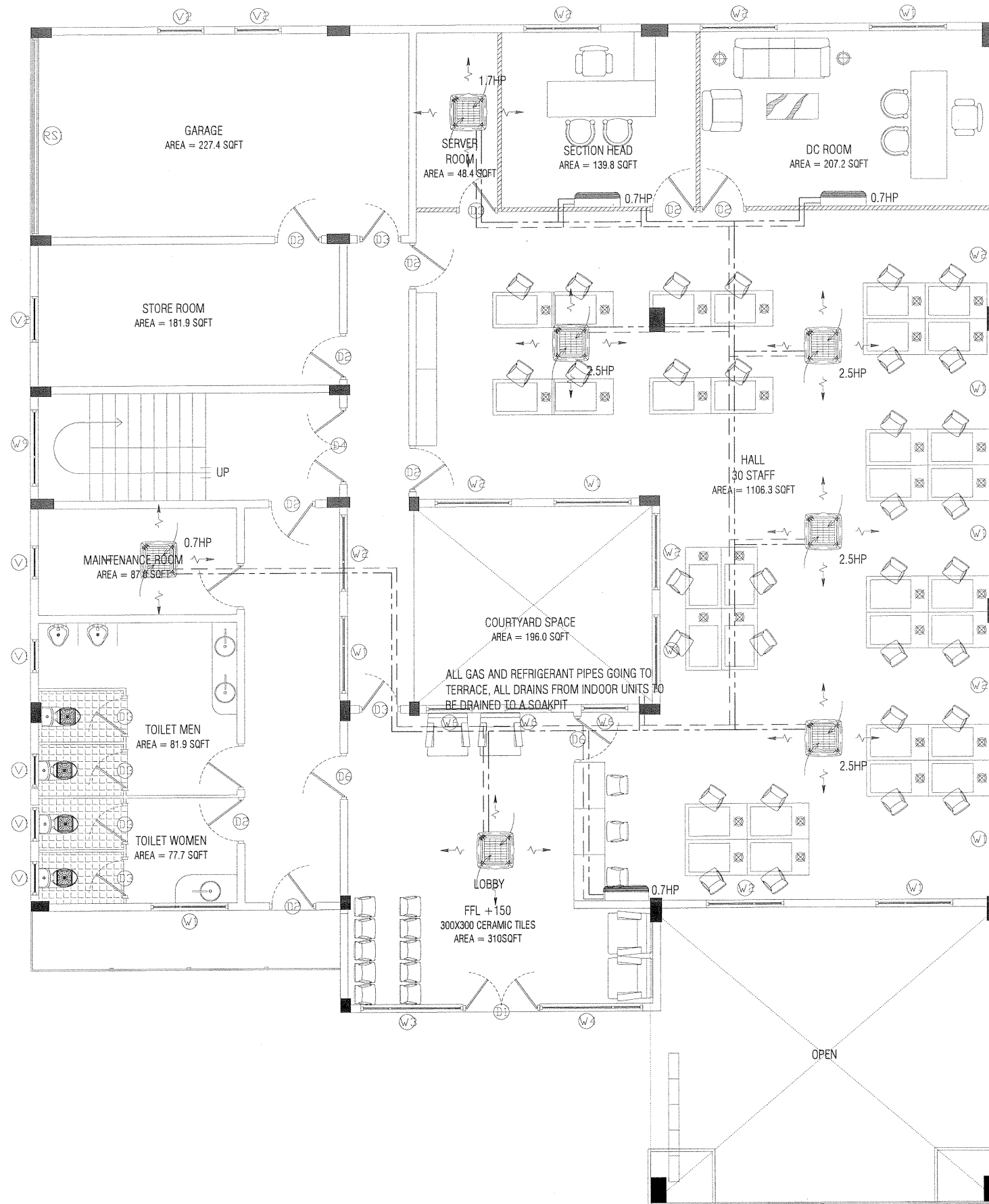
contractors shall work from figured dimensions only.
discrepancies must be reported immediately to the architects.
contractors must check all dimensions on site.

sheet title: **GROUND FLOOR CCTV & SPRINKLER LAYOUT**
DETAILED DESIGN, ARCHITECTURAL DRAWINGS
scale: 1:100

revision:		architect:	SHIYAZ	str.eng:	SAMNOON
A	17.08.15	D		serv.eng:	ARIF
B	01.09.15	E		checked by:	SHIYAZ
C	28.05.17	F		drw by:	SHIYAZ

project title: **PROPOSED FOUR STOREY BUILDING**
CUSTOM OFFICE AND ACCOMODATION, HDH. KULHUDHUFFUSHI
client: **MALDIVES CUSTOMS SERVICE**

date: 15-06-2013
project no: CUS01-A01-301
sheet no: S-25-31



- REFRIGERANT PIPES
- GAS PIPES
- CEILING CASSETTE TYPE INDOOR UNIT
- WALL MOUNT INDOOR UNIT
- AC OUTDOOR UNIT
- CENTRAL OUTDOOR UNIT
- CEILING RECESSED EXHAUST (CONNECTED TO THE LIGHT)

GROUND FLOOR ACMV LAYOUT

SCALE 1:100



NOVAstudio

contractors shall work from figured dimensions only.
discrepancies must be reported immediately to the architects.
contractors must check all dimensions on site.

sheet title: **GROUND FLOOR ACMV LAYOUT**

DETAILED DESIGN, SERVICES DRAWINGS

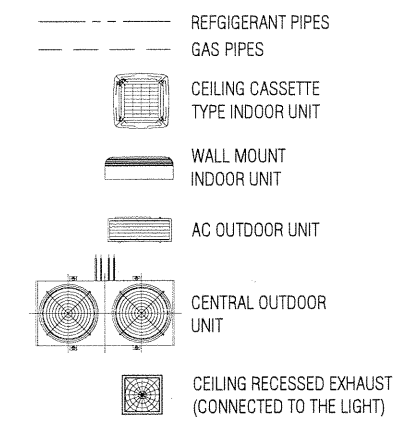
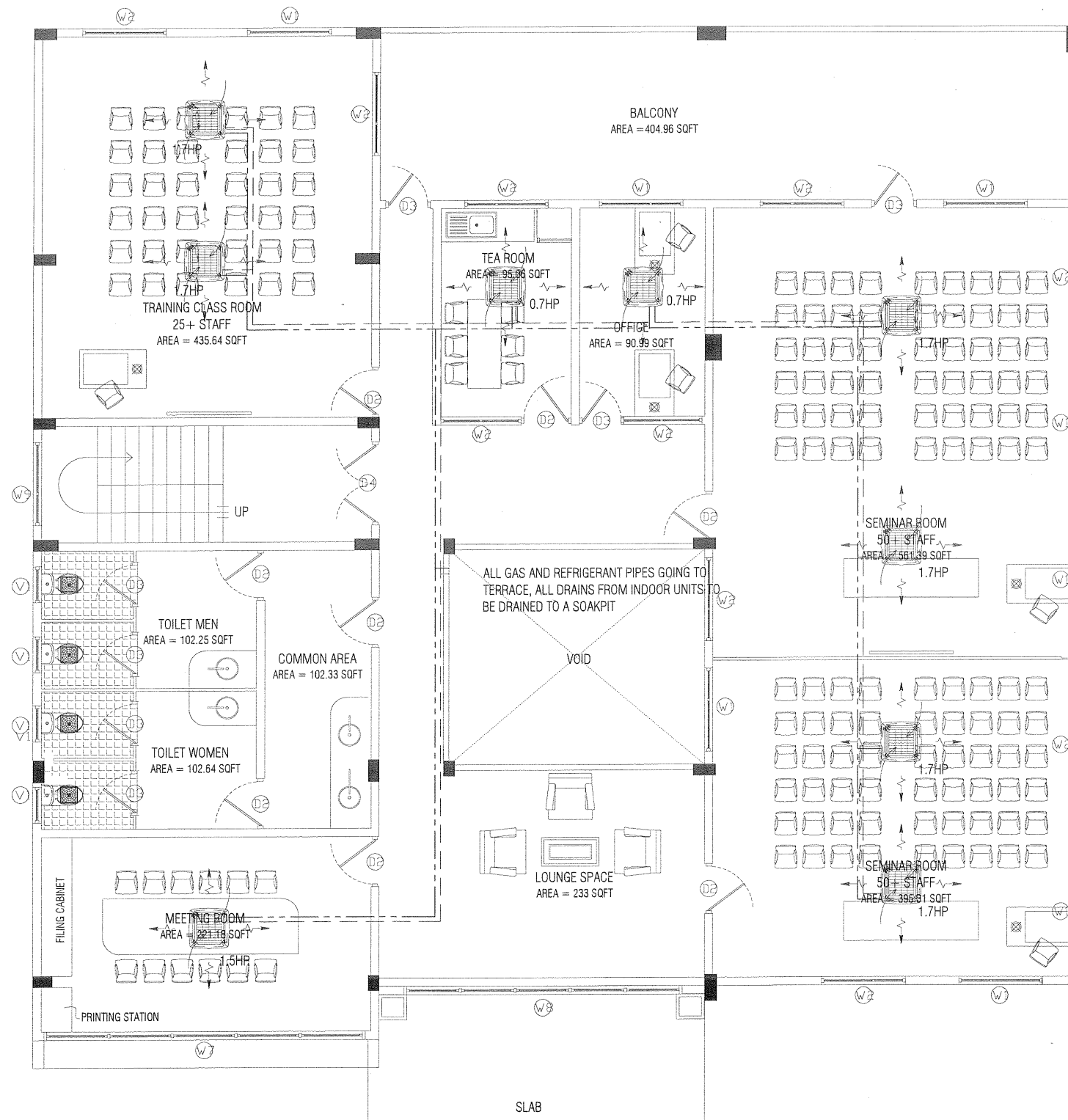
scale: 1:100

revision:	architect:	SHIYAZ	str.eng:	SAMNOON
A 17.08.15	int.designer:		serv.eng:	ARIF
B 01.09.15	checked by:	SHIYAZ	drw by:	SHIYAZ
C 28.05.17				

project title: **PROPOSED FOUR STOREY BUILDING**
CUSTOM OFFICE AND ACCOMODATION, HDH. KULHUDHUFFUSHI
client: **MALDIVES CUSTOMS SERVICE**

date: 15-06-2013
project no: CUS01-A01-301
sheet no: S-26-31

COPYRIGHT: THE CONCEPT AND DESIGN IN THIS DRAWING ARE THE PROPERTIES OF NOVA STUDIO. UNAUTHORIZED USE OF ANY KIND OR COPYING OF WHOLE OR PART OF THIS DRAWING, CONCEPT OR DESIGN OR USE ON PROJECTS OR SITES OTHER THAN SPECIFIED ON THIS DRAWING IS PROHIBITED AND APPLY AS TERMS AND CONDITIONS UNDER WHICH THE CLIENT IS ENTITLED TO USE THE CONCEPT OR DESIGN IN THIS DRAWING.



FIRST FLOOR ACMV LAYOUT
SCALE 1:100



NOVAstudio

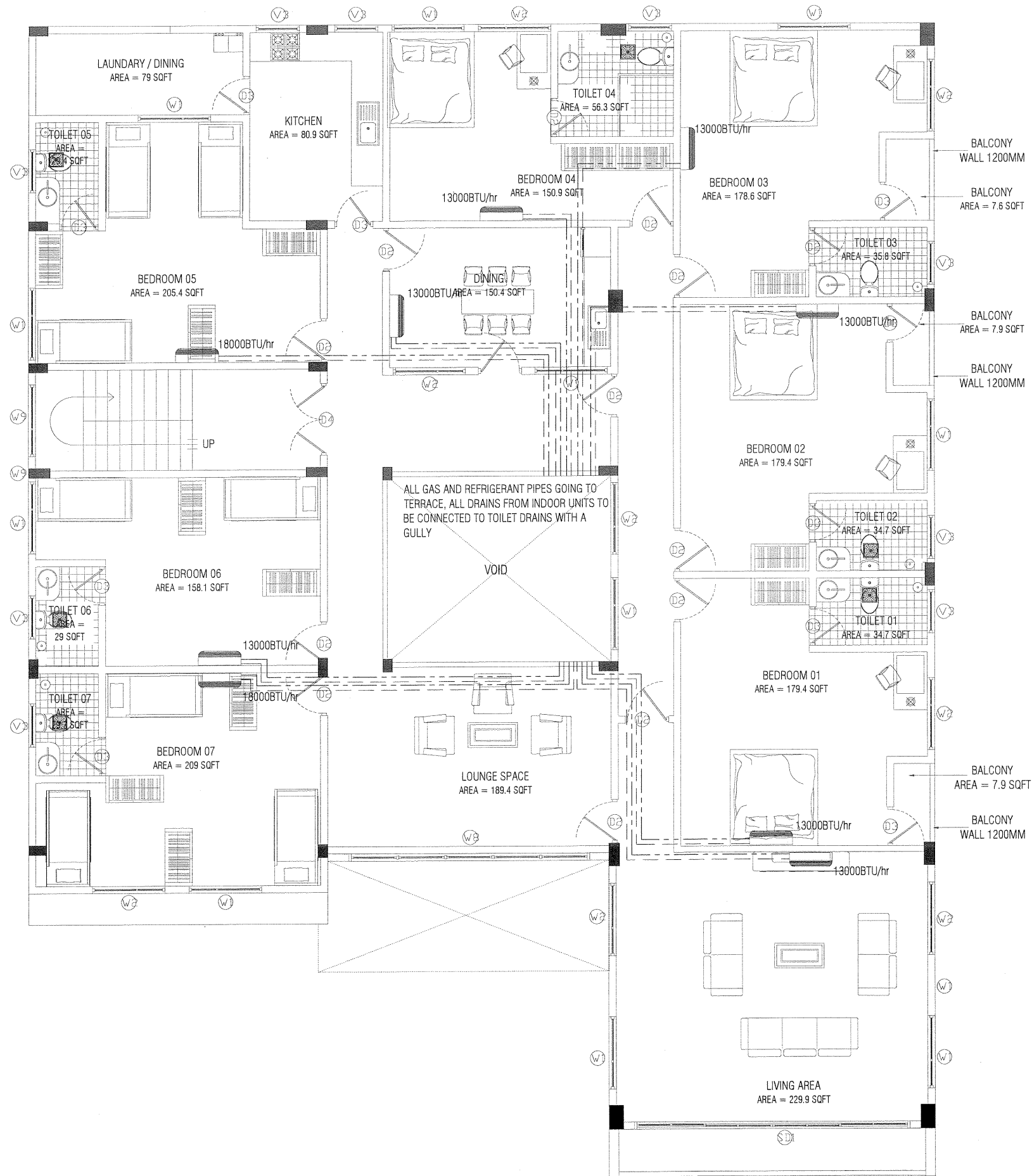
contractors shall work from figured dimensions only.
discrepancies must be reported immediately to the architects.
contractors must check all dimensions on site.

sheet title: **FIRST FLOOR ACMV LAYOUT**
DETAILED DESIGN, SERVICES DRAWINGS
scale: 1:100

revision:	architect:	SHIYAZ	str.eng:	SAMNOON
A 17.08.15 D	int.designer:		serv.eng:	ARIF
B 01.09.15 E	checked by:	SHIYAZ	drw by:	SHIYAZ
C 28.05.17 F				

project title: **PROPOSED FOUR STOREY BUILDING**
CUSTOM OFFICE AND ACCOMODATION, HDH.KULHUDHUFFUSHI
client: **MALDIVES CUSTOMS SERVICE**

date: 15-06-2013
project no: CUS01-A01-301
sheet no: S-27-31



- REFRIGERANT PIPES
- GAS PIPES
- CEILING CASSETTE TYPE INDOOR UNIT
- WALL MOUNT INDOOR UNIT
- AC OUTDOOR UNIT
- CENTRAL OUTDOOR UNIT
- CEILING RECESSED EXHAUST (CONNECTED TO THE LIGHT)

SECOND FLOOR ACMV LAYOUT
SCALE 1:100



NOVAstudio

contractors shall work from figured dimensions only.
discrepancies must be reported immediately to the architects.
contractors must check all dimensions on site.

sheet title: **SECOND FLOOR ACMV LAYOUT**

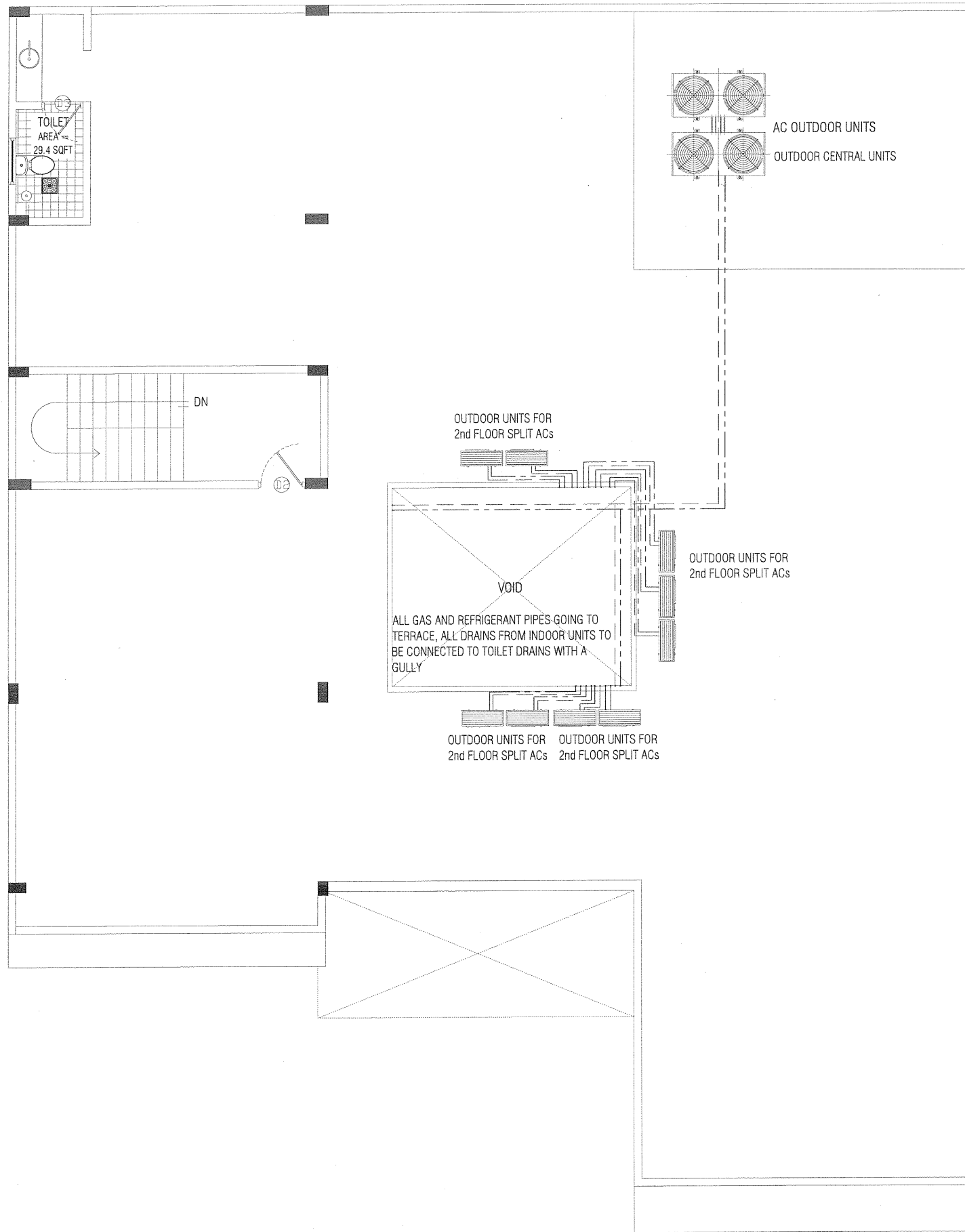
DETAILED DESIGN, SERVICES DRAWINGS






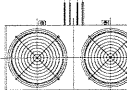

scale: 1:100

revision:	architect:	SHIYAZ	str.eng:	SAMNOON
A 17.08.15	D		serv.eng:	ARIF
B 01.09.15	E		int.designer:	
C 28.05.17	F		checked by:	SHIYAZ
			drw by:	SHIYAZ

project title: **PROPOSED FOUR STOREY BUILDING**
CUSTOM OFFICE AND ACCOMODATION, HDH.KULHUDHUFFUSHI
client: **MALDIVES CUSTOMS SERVICE**

date: 15-06-2013
project no: CUS01-A01-301
sheet no: S-28-31



-  REFRIGERANT PIPES
-  GAS PIPES
-  CEILING CASSETTE TYPE INDOOR UNIT
-  WALL MOUNT INDOOR UNIT
-  AC OUTDOOR UNIT
-  CENTRAL OUTDOOR UNIT
-  CEILING RECESSED EXHAUST (CONNECTED TO THE LIGHT)

TERRACE FLOOR ACMV LAYOUT
SCALE 1:100



NOVAstudio

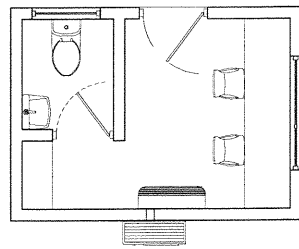

contractors shall work from figured dimensions only.
discrepancies must be reported immediately to the architects.
contractors must check all dimensions on site.






sheet title: **TERRACE FLOOR ACMV LAYOUT**
DETAILED DESIGN, SERVICES DRAWINGS
scale: 1:100

revision:	architect:	SHIAZ	str.eng:	SAMNOON
A 17.08.15 D	int.designer:		serv.eng:	ARIF
B 01.09.15 E	checked by:	SHIAZ	drw by:	SHIAZ
C 28.05.17 F				

project title: **PROPOSED FOUR STOREY BUILDING**
CUSTOM OFFICE AND ACCOMODATION, HDH.KULHUDHUFFUSHI
client: **MALDIVES CUSTOMS SERVICE**

date: 15-06-2013
project no: CUS01-A01-301
sheet no: S-29-31



- REFRIGERANT PIPES
- - - GAS PIPES
-  CEILING CASSETTE TYPE INDOOR UNIT
-  WALL MOUNT INDOOR UNIT
-  AC OUTDOOR UNIT
-  CENTRAL OUTDOOR UNIT
-  CEILING RECESSED EXHAUST (CONNECTED TO THE LIGHT)

GROUND FLOOR GUARDS ROOM ACMV LAYOUT
SCALE 1:100



NOVAstudio

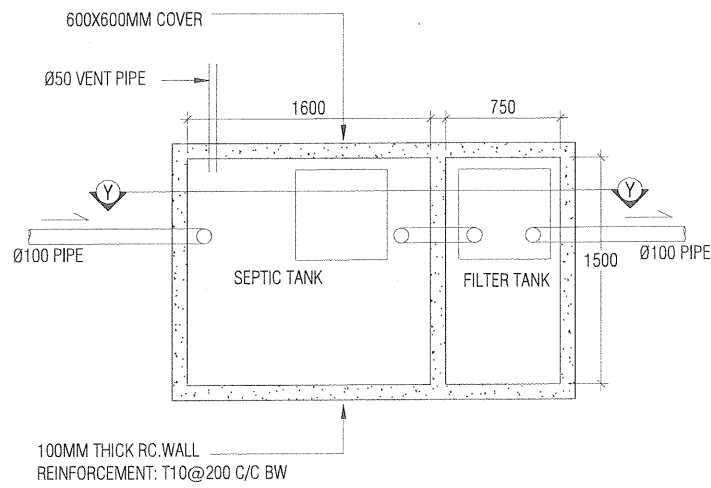
contractors shall work from figured dimensions only.
discrepancies must be reported immediately to the architects.
contractors must check all dimensions on site.

sheet title: **GROUND FLOOR GUARDS ROOM ACMV LAYOUT**
DETAILED DESIGN, ARCHITECTURAL DRAWINGS
scale: 1:100

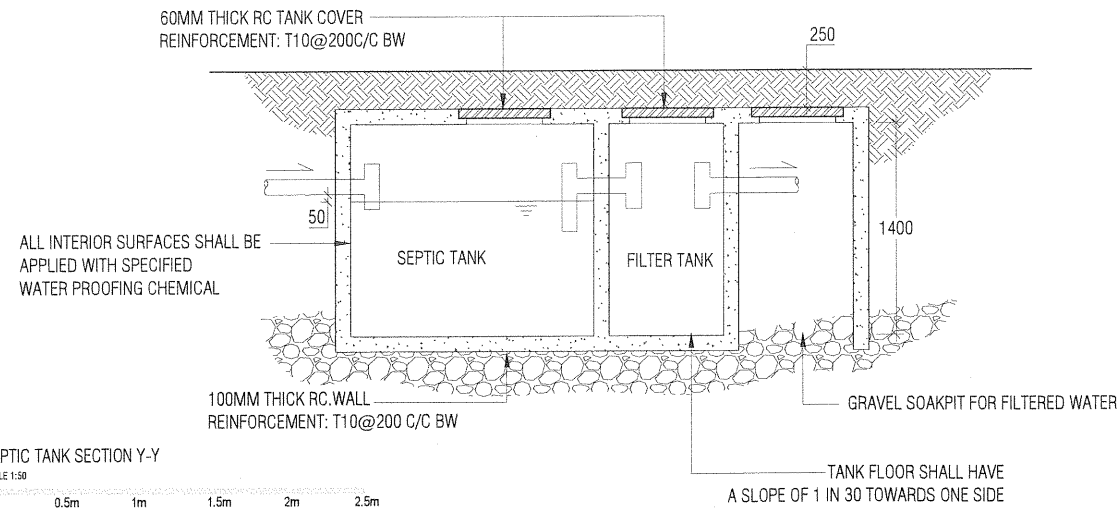
revision:	architect: SHIYAZ	str.eng: SAMNOON
A 17.08.15 D	int.designer:	serv.eng: ARIF
B 01.09.15 E	checked by: SHIYAZ	drw by: SHIYAZ
C 28.05.17 F		

project title: **PROPOSED FOUR STOREY BUILDING**
CUSTOM OFFICE AND ACCOMODATION, HDH. KULHUDHUFFUSHI
client: **MALDIVES CUSTOMS SERVICE**

date: 15-06-2013
project no: CUS01-A01-301
sheet no: S-30-31



SEPTIC TANK PLAN
SCALE 1:50
0 0.5m 1m 1.5m 2m 2.5m



SEPTIC TANK SECTION Y-Y
SCALE 1:50
0 0.5m 1m 1.5m 2m 2.5m

SEPTIC TANK DETAILS DT-01 / S-31
SCALE 1:50

0 0.5m 1m 1.5m 2m 2.5m

NOVAstudio

contractors shall work from figured dimensions only.
discrepancies must be reported immediately to the architects.
contractors must check all dimensions on site.

sheet title: **SEPTIC TANK DETAILS**
DETAILED DESIGN, SERVICES DRAWINGS
scale: 1:50

revision:	architect:	SHIAZ	str.eng:	SAMNOON
A 17.08.15 D	int.designer:		serv.eng:	ARIF
B 01.09.15 E	checked by:	SHIAZ	drw by:	SHIAZ
C 28.05.17 F				

project title: **PROPOSED FOUR STOREY BUILDING**
CUSTOM OFFICE AND ACCOMODATION, HDH. KULHUDHUFFUSHI
client: **MALDIVES CUSTOMS SERVICE**

date: 15-06-2013
project no: CUS01-A01-301
sheet no: S-31-31